



Stage 1

Course Designer: BPSA Design Team



START POSITION: Standing outside shooting area, toes on XX's, hands relaxed at sides.

GUN READY CONDITION: Gun loaded and holstered.

SCORING: Comstock, 14 rounds, 70 points

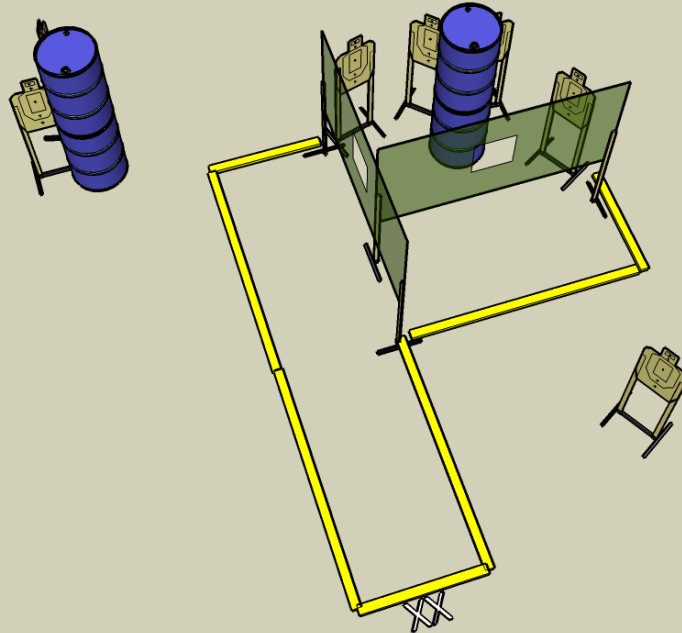
TARGETS: 7 metric

STAGE PROCEDURE: Upon start signal, engage targets from within fault lines.

SCORED HITS: Best 2 per paper,

START-STOP: Audible - Last shot

RULES: USPSA current edition



SETUP NOTES:

RO NOTES:



Stage 2

Course Designer: BPSA Design Team



START POSITION: Standing outside shooting area, toes on XX's, hands relaxed at sides.

GUN READY CONDITION: Gun loaded and holstered.

SCORING: Comstock, 16 rounds, 80 points

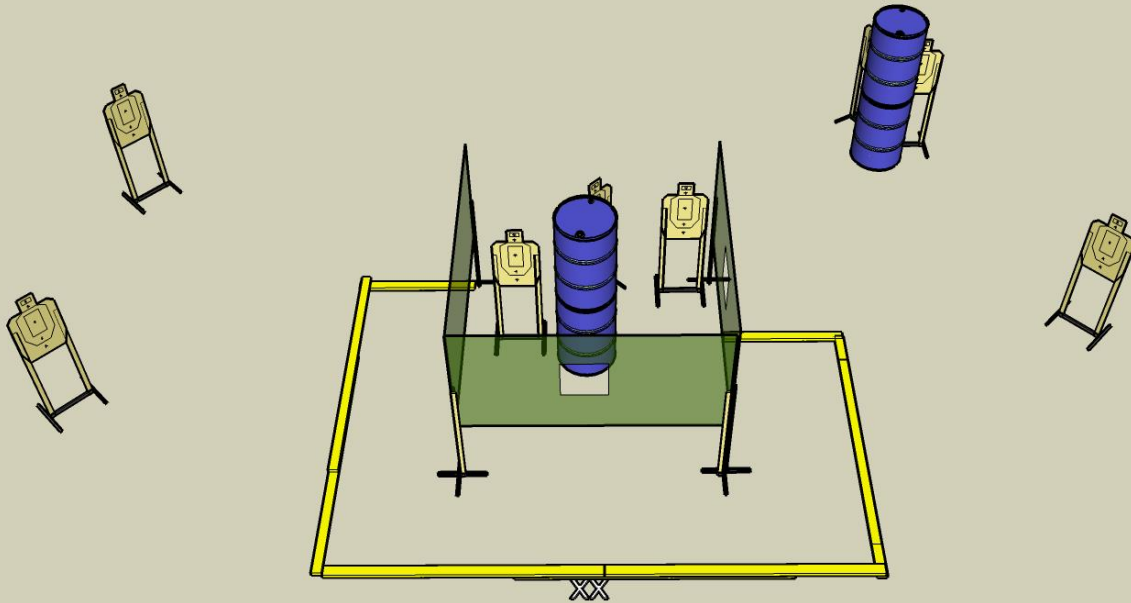
TARGETS: 8 metric

STAGE PROCEDURE: Upon start signal, engage targets from within fault lines.

SCORED HITS: Best 2 per paper

START-STOP: Audible - Last shot

RULES: USPSA current edition



SETUP NOTES:

RO NOTES:



Stage 3
Course Designer: BPSA Design Team



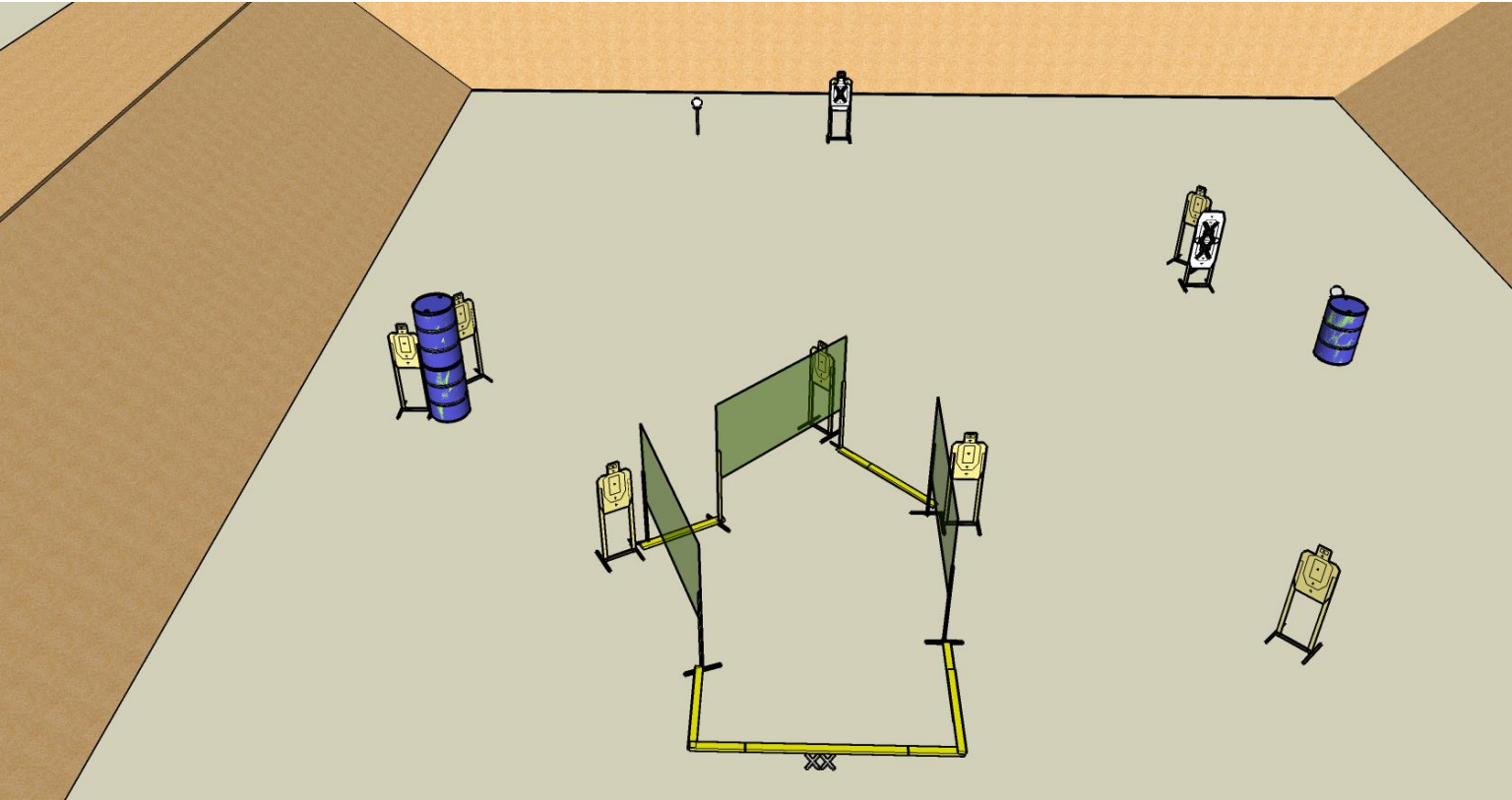
START POSITION: Standing outside shooting area, toes on XX's, hands relaxed at sides.

GUN READY CONDITION: Gun loaded and holstered.

SCORING: Comstock, 18 rounds, 90 points
TARGETS: 8 metric, 2 steel
SCORED HITS: Best 2 per paper, steel must fall
START-STOP: Audible - Last shot

STAGE PROCEDURE: Upon start signal, engage targets from within fault lines

RULES: USPSA current edition



SETUP NOTES:

RO NOTES:



Stage 4

Course Designer: BPSA Design Team



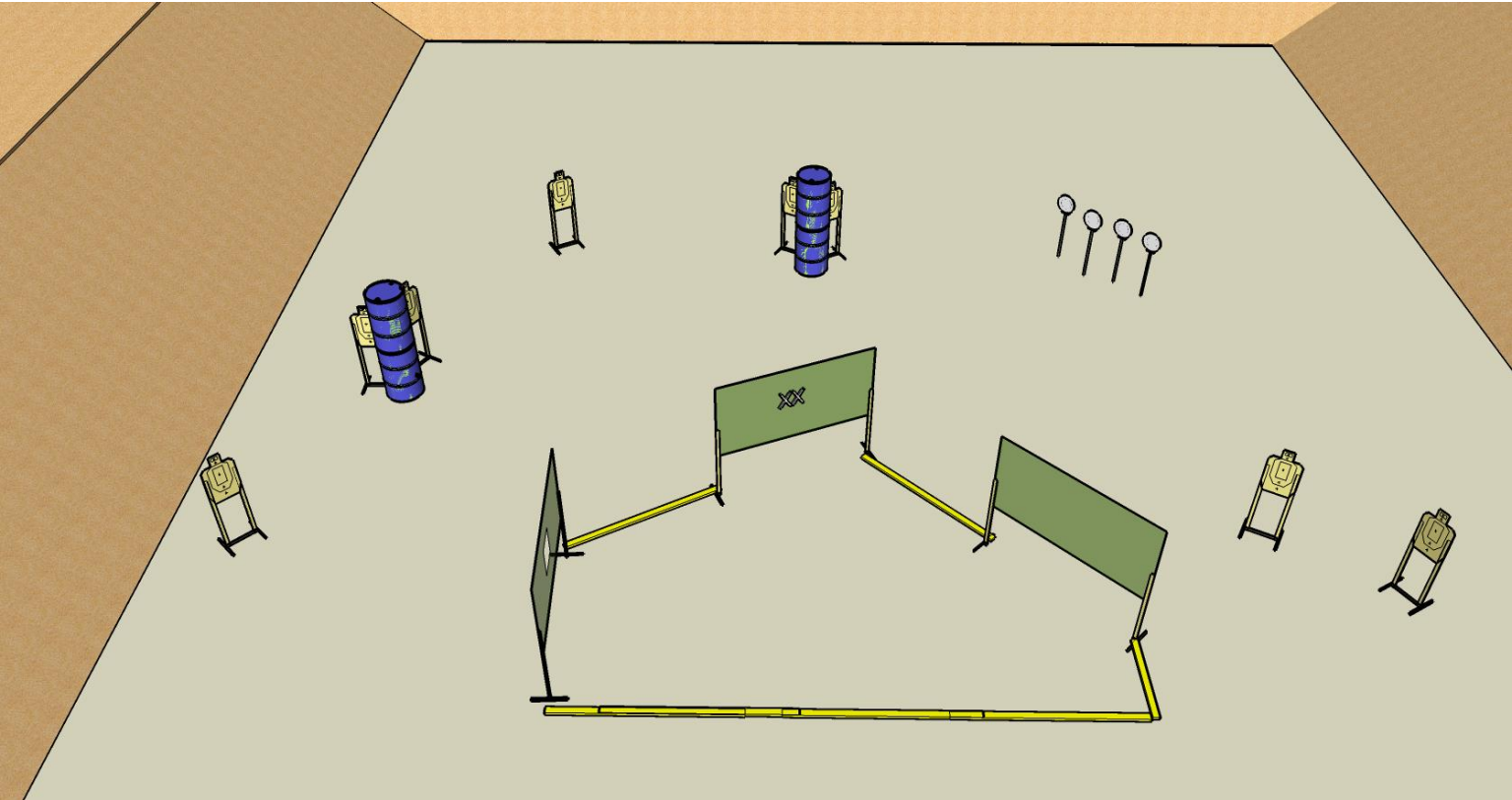
START POSITION: Palms flat on XX's.

GUN READY CONDITION: Gun loaded and holstered.

SCORING: Comstock, 20 rounds, 100 points
TARGETS: 8 metric, 4 steel
SCORED HITS: Best 2 per paper, steel must fall
START-STOP: Audible - Last shot

STAGE PROCEDURE: Upon start signal, engage targets from within shooting area.

RULES: USPSA current edition



SETUP NOTES:

RO NOTES:



Stage 5

Course Designer: BPSA Design Team

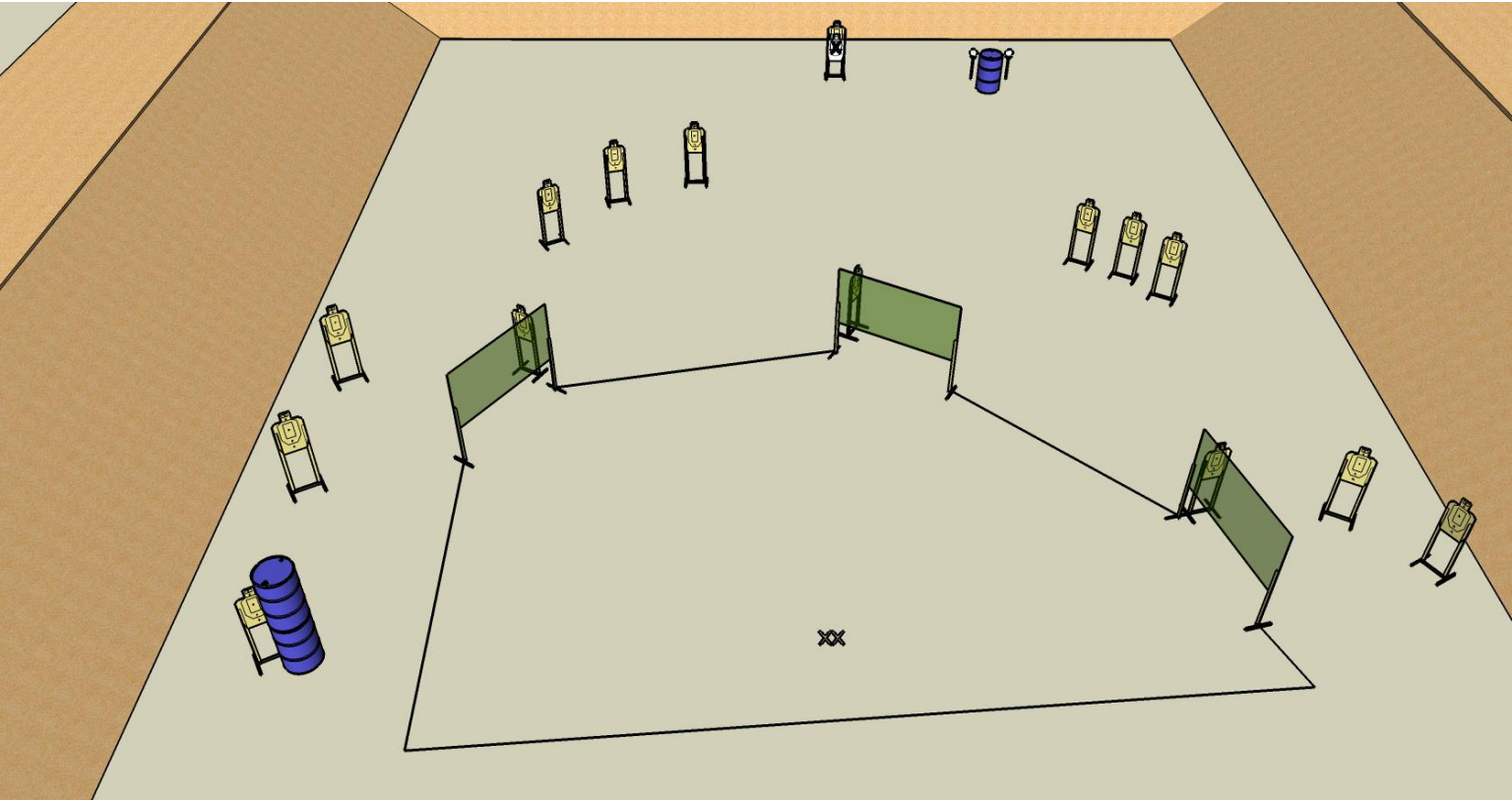


START POSITION: Feet on XX's.

GUN READY CONDITION: Gun loaded and holstered.

SCORING: Comstock, 32 rounds, 160 points
TARGETS: 15 metric, 2 steel
SCORED HITS: Best 2 per paper, steel must fall
START-STOP: Audible - Last shot
RULES: USPSA current edition

STAGE PROCEDURE: Upon start signal, engage targets from within shooting area.



SETUP NOTES:

RO NOTES: