



## Stage 1

Course Designer: BPSA Design Team



**START POSITION:** Standing in box A.

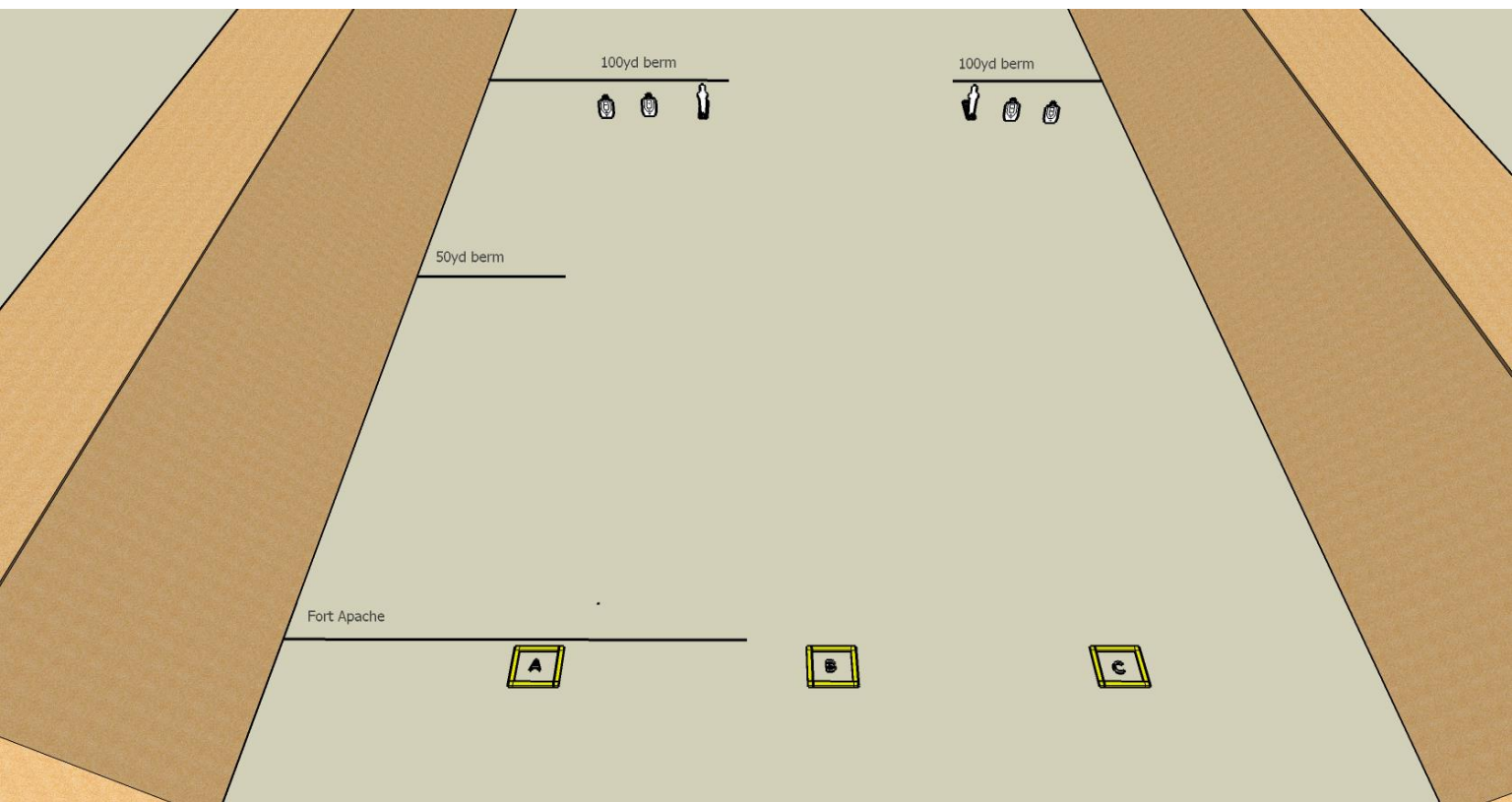
**GUN READY CONDITION:** This stage uses rifle only.. Rifle loaded at low ready.

**STAGE PROCEDURE:** Upon start signal, engage all six static targets from box A. (Using the wall for support is allowed.)

Then move to box B and engage all six targets, standing, OFFHAND.

Then move to box C and engage all six targets, standing, WEAK HAND.

**SCORING:** Time Plus  
**TARGETS:** 6static steel  
**SCORED HITS:** 1 hit on static  
**START-STOP:** Audible - Last shot  
**RULES:** USPSA current edition




**SETUP NOTES:**

**Scoring:**



## Stage 2

Course Designer: BPSA Design Team



**START POSITION:** Heels on XX's.

**GUN READY CONDITION:** Choice of either shotgun or pistol. (NOT BOTH). If shotgun, loaded and at low ready. If pistol, loaded and holstered..

**STAGE PROCEDURE:** Upon start signal, engage all targets from within shooting area.

**IF USING SHOTGUN,** static steel must be engaged **ONCE** to neutralize.

**IF USING PISTOL,** static steel must be engaged **TWICE** to neutralize.

**Knockdown steel must fall.**

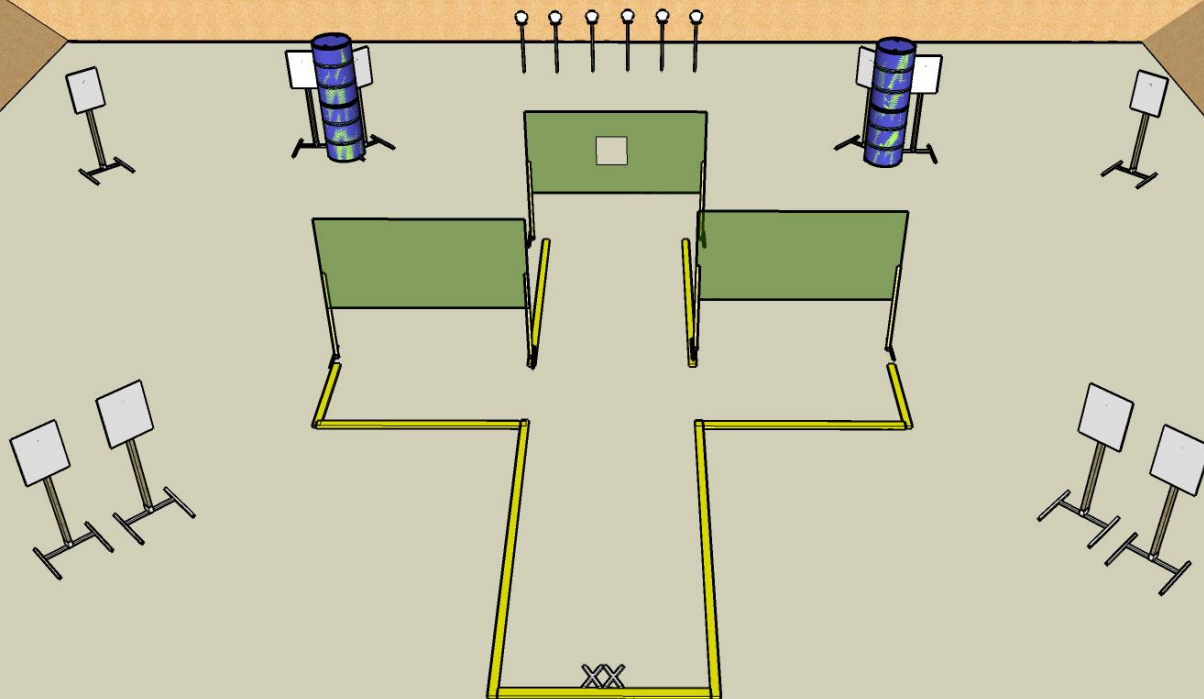
**SCORING:** Time Plus

**TARGETS:** 10 static steel, 6 falling steel

**SCORED HITS:** See stage procedure

**START-STOP:** Audible - Last shot

**RULES:** USPSA current edition



**SETUP NOTES:**

**Scoring:**



## Stage 3

Course Designer: BPSA Design Team



**START POSITION:** Heels on XX's.

**GUN READY CONDITION:** This stage uses your choice of 2 guns. Starting with one gun of choice. Rifle or shotgun at low ready, or pistol loaded and holstered. Second gun of choice loaded and placed on table or holstered.

**STAGE PROCEDURE:** Upon start signal, engage all targets from within shooting area. Steel must be engaged with shotgun or pistol, Paper must be engaged with rifle or pistol. Cannot use pistol for both, must engage paper and steel arrays with different gun.

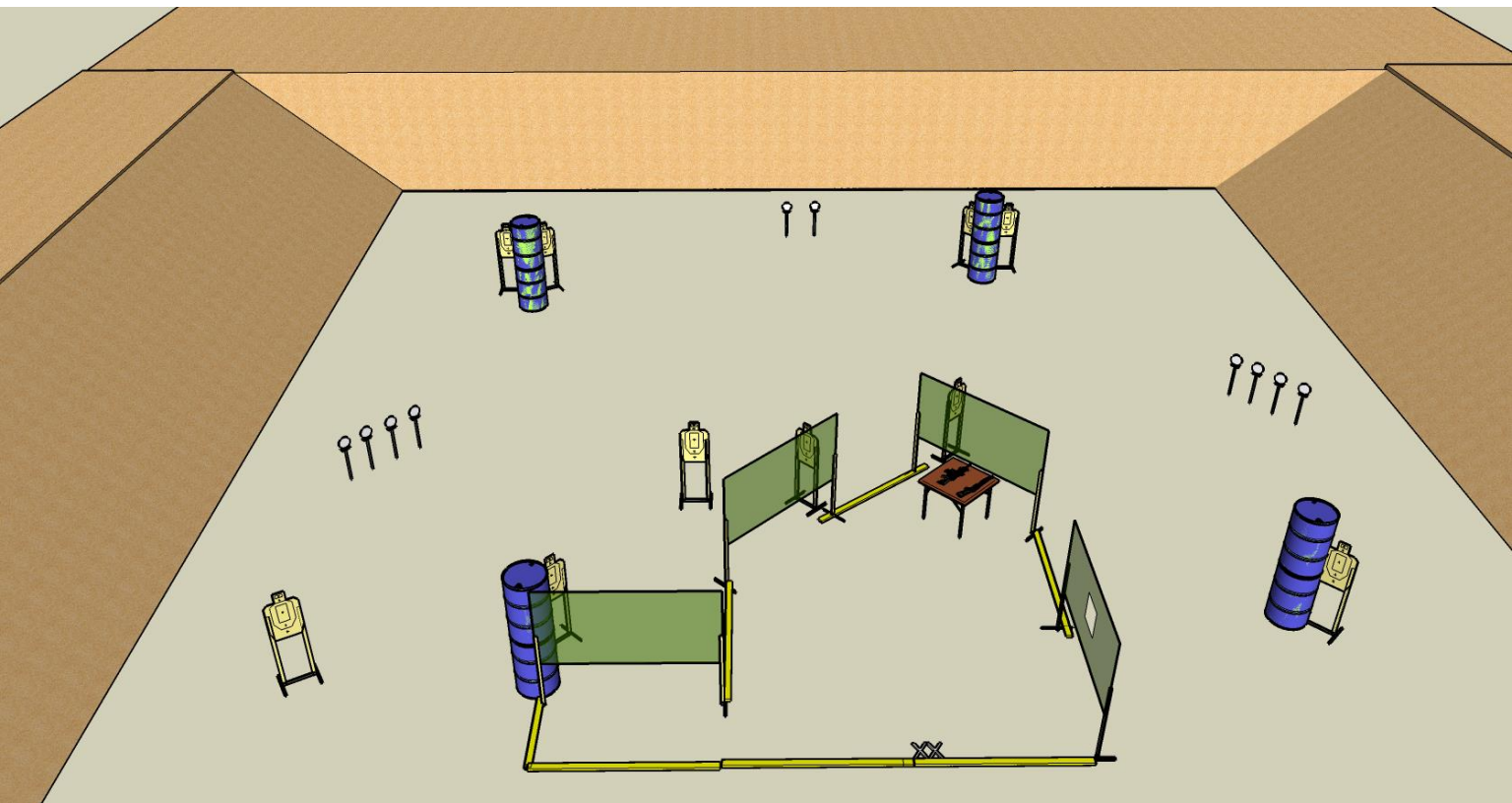
**SCORING:** Time Plus

**TARGETS:** 10 metric, 10 steel

**SCORED HITS:** 1 A/B or 2 anywhere, steel must fall

**START-STOP:** Audible - Last shot

**RULES:** USPSA current edition



**SETUP NOTES:**

**Scoring:**

