



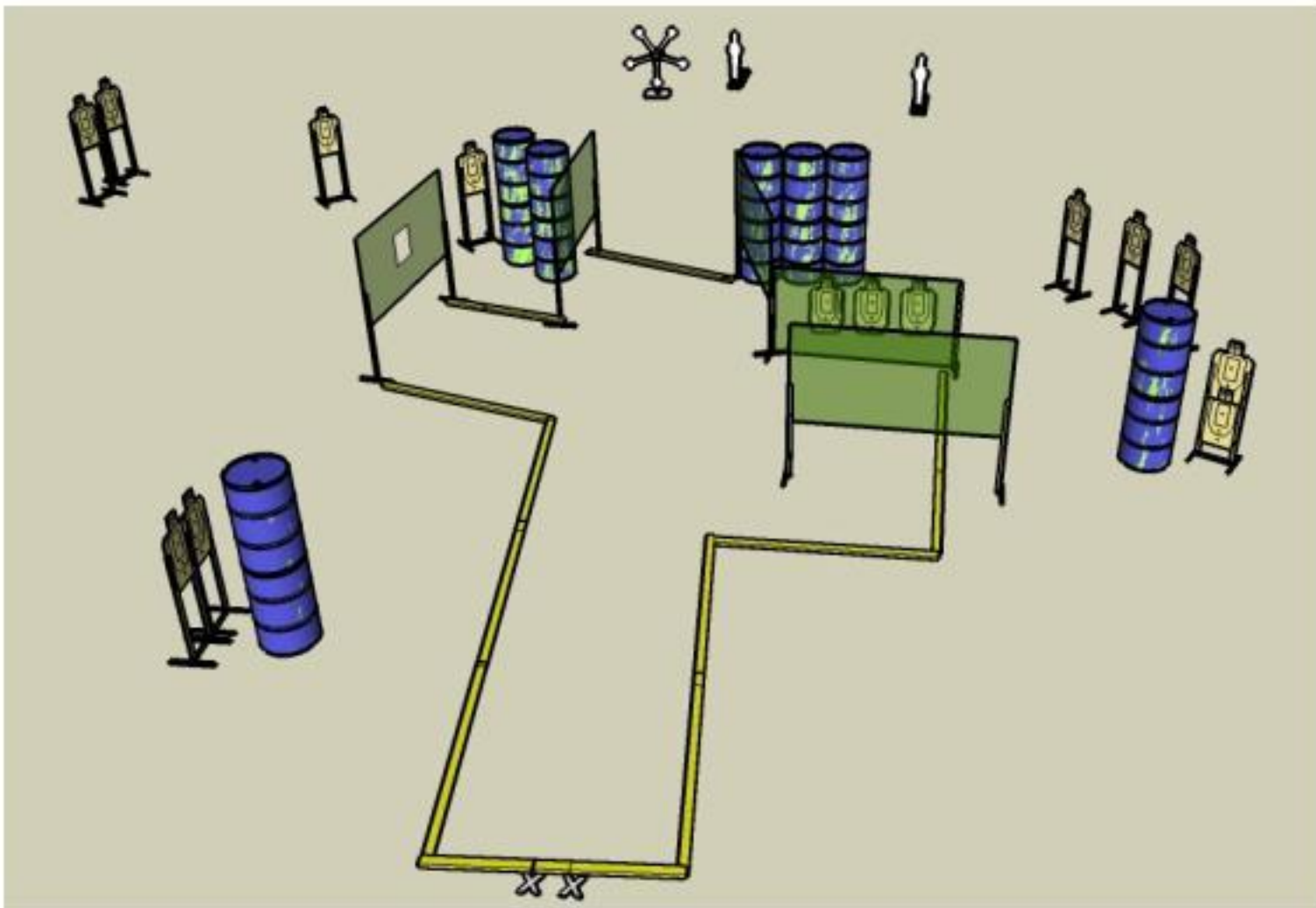
# Spin Cycle

## Stage 1

Course Designer: Bob B.

# PEARLINGTON MATCH

<b>START POSITION:</b> Standing w/ toes on X's, facing down range, hands relaxed at sides.	
<b>GUN READY CONDITION:</b> Gun loaded and holstered as per USPSA rules 8.1.1 and 8.1.2.	<b>SCORING:</b> Comstock, 35 rounds, 175 points
<b>STAGE PROCEDURE:</b> On start signal, engage all targets from inside shooting area.	<b>TARGETS:</b> 14 METRIC 2 POPPERS 5 PLATES
	<b>SCORED HITS:</b> Best 2 per paper KD steel for score
	<b>START-STOP:</b> Audible - Last shot
	<b>RULES:</b> USPSA current edition





# Bang Bang Boogie 2016

## Stage 2

Course Designer: J. J./ J DUB /Bob B.

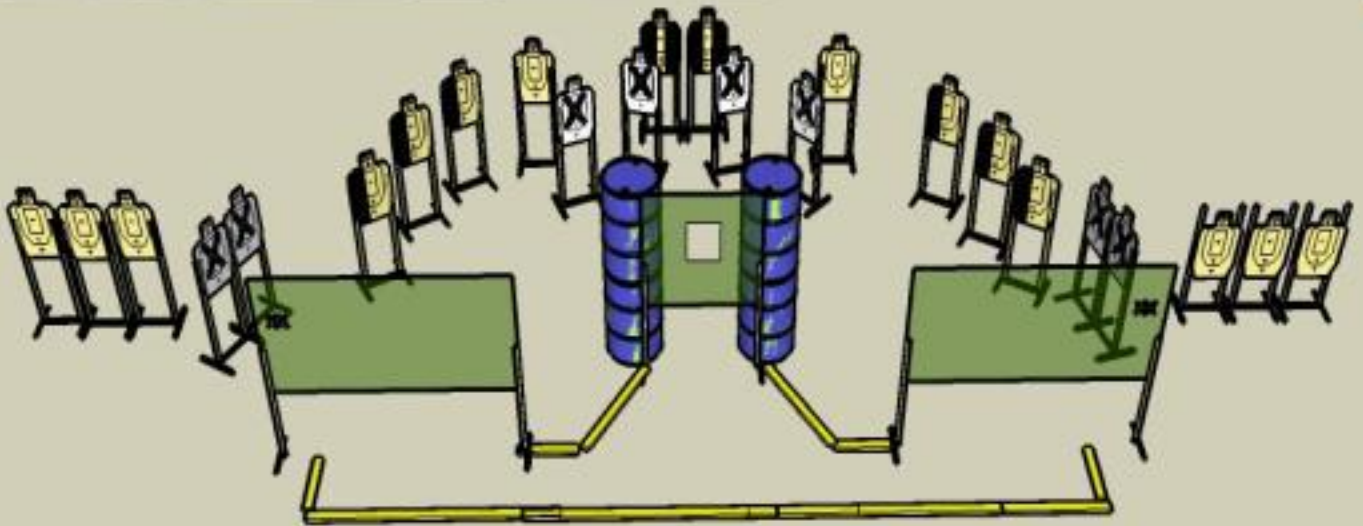
# PEARLINGTON MATCH

**START POSITION:** Facing down range, toes touching X's.

**GUN READY CONDITION:** Gun loaded and holstered as per USPSA rules 8.1.1 and 8.1.2.

**STAGE PROCEDURE:** On start signal, engage all targets as they become visible from behind fault lines.

**SCORING:** Comstock, 32 rounds, 160 points  
**TARGETS:** 16METRIC,  
**SCORED HITS:** Best 2 per paper  
**START-STOP:** Audible - Last shot  
**RULES:** USPSA current edition



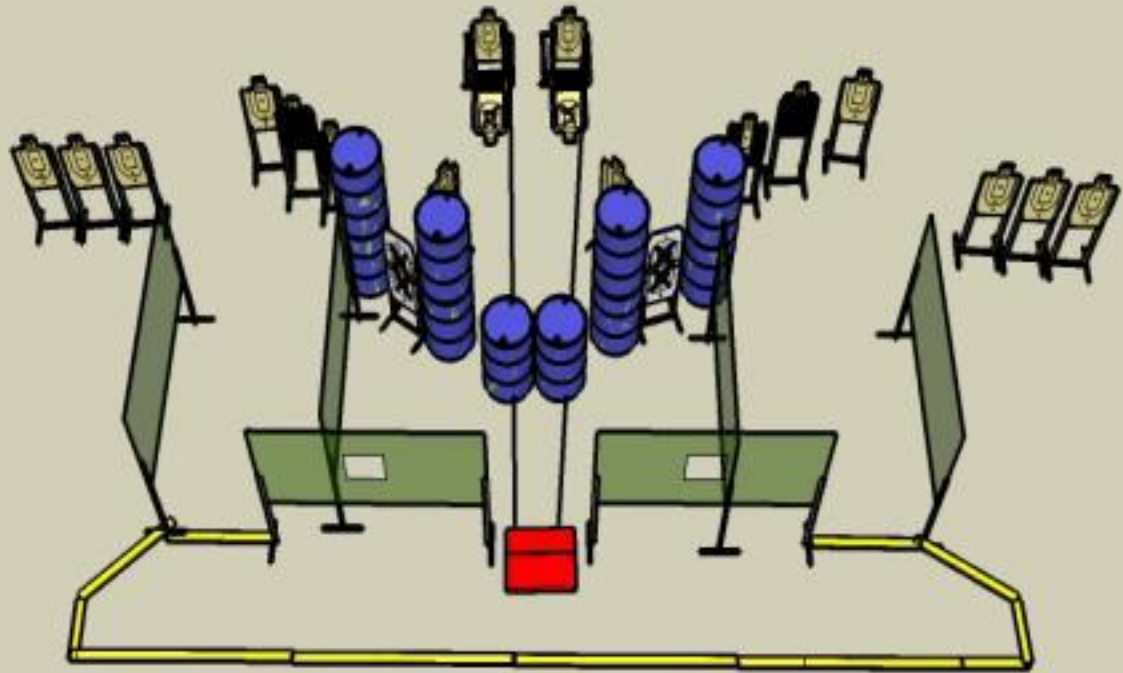
X X



**M.A.D.**  
**Stage 3**  
Course Designer: Bob B./J DUB

**PEARLINGTON**  
**MATCH**

<b>START POSITION:</b> Standing, facing down range, hands on top of head toes on X's.	
<b>GUN READY CONDITION:</b> Gun loaded and holstered	<b>SCORING:</b> Comstock, 32 rounds, 160 points
<b>STAGE PROCEDURE:</b> On start signal, engage all targets from within shooting area. Stomp box activates clamshells.	<b>TARGETS:</b> 16 METRIC
	<b>SCORED HITS:</b> Best 2 per paper
	<b>START-STOP:</b> Audible - Last shot
	<b>RULES:</b> USPSA current edition



X X



# JACK FLASHER

Stage 4

Course Designer: Bob B.

## PEARLINGTON


### MATCH

**START POSITION:** Standing facing barricade, hands flat on X's.

**GUN READY CONDITION:** Gun loaded and holstered as per USPSA rules 8.1.1 and 8.1.2.

**STAGE PROCEDURE:** On start signal, engage targets as visible from one side, then make a mandatory reload, and engage remaining targets from the opposite side.

**SCORING:** Comstock, 14 rounds, 70 points  
**TARGETS:** 6 METRIC 2 PP  
**SCORED HITS:** Best 2 per paper, KD Steel for score  
**START-STOP:** Audible - Last shot  
**RULES:** USPSA current edition





# CM 99-24

# Front Sight 2

**RULES:** Practical Shooting Handbook, Latest Edition **COURSE DESIGNER:** P. R. Metcalf—Modification by US Design Team

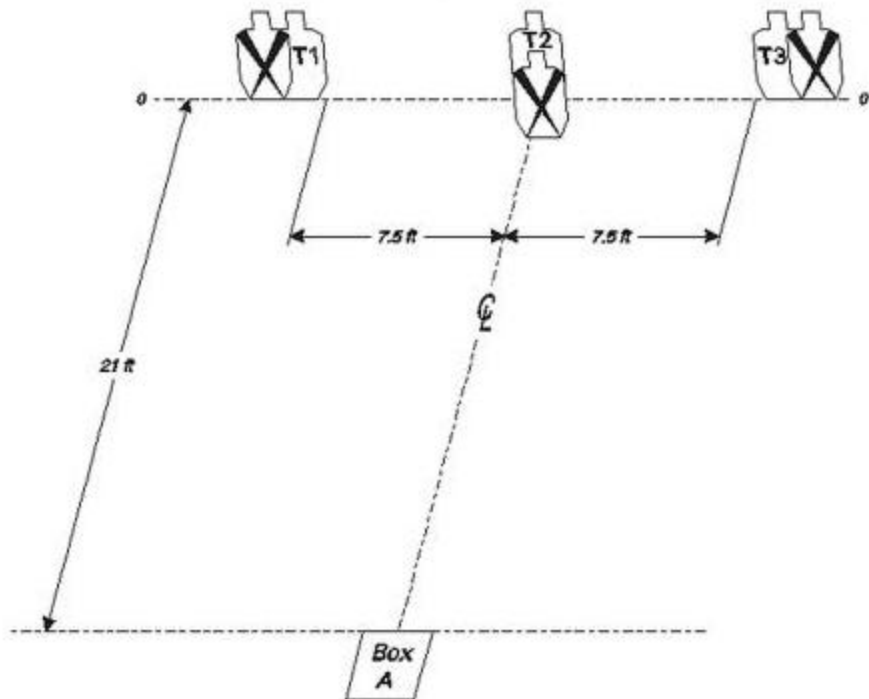
**START POSITION:** Standing in Box A, both arms hanging relaxed at sides or both wrists above respective shoulders - shooter's choice. Handgun is loaded and holstered as per ready condition in rule 8.1.1 and 8.1.2.

### STAGE PROCEDURE

- String 1. Start facing uprange. Upon start signal, turn, from Box A engage T1-T3 with only two rounds per target.
- String 2. Start facing targets. Hand position is opposite of string 1. Upon start signal, from Box A engage T1 - T3 with only two rounds per target.

### SCORING

- SCORING:** Virginia Count, 12 rounds, 60 points
- TARGETS:** 3 IPSC
- SCORED HITS:** Best 4/paper
- START - STOP:** Audible - Last shot
- PENALTIES:** Per current edition USPSA Practical Shooting Handbook.





# PIN UP 3

## Stage 6

Course Designer: BOB B./ J. DUB

# PEARLINGTON

## MATCH

**START POSITION:** Standing, facing down range toes on x's. Hands relaxed at sides.

**GUN READY CONDITION:** Gun loaded and holstered, per USPSA rules 8.1.1 and 8.1.2.

**SCORING:** Comstock, 27 rounds, 135 points

**TARGETS:** 9 Metric

**SCORED HITS:** Best 3 per paper

**START-STOP:** Audible - Last shot

**STAGE PROCEDURE:** On start signal, engage all targets as they become visible from within fault lines.

**RULES:** USPSA current edition

