



Po Boy's Toys
Stage 1
Course Designer: Bob B.

PEARLINGTON
MATCH

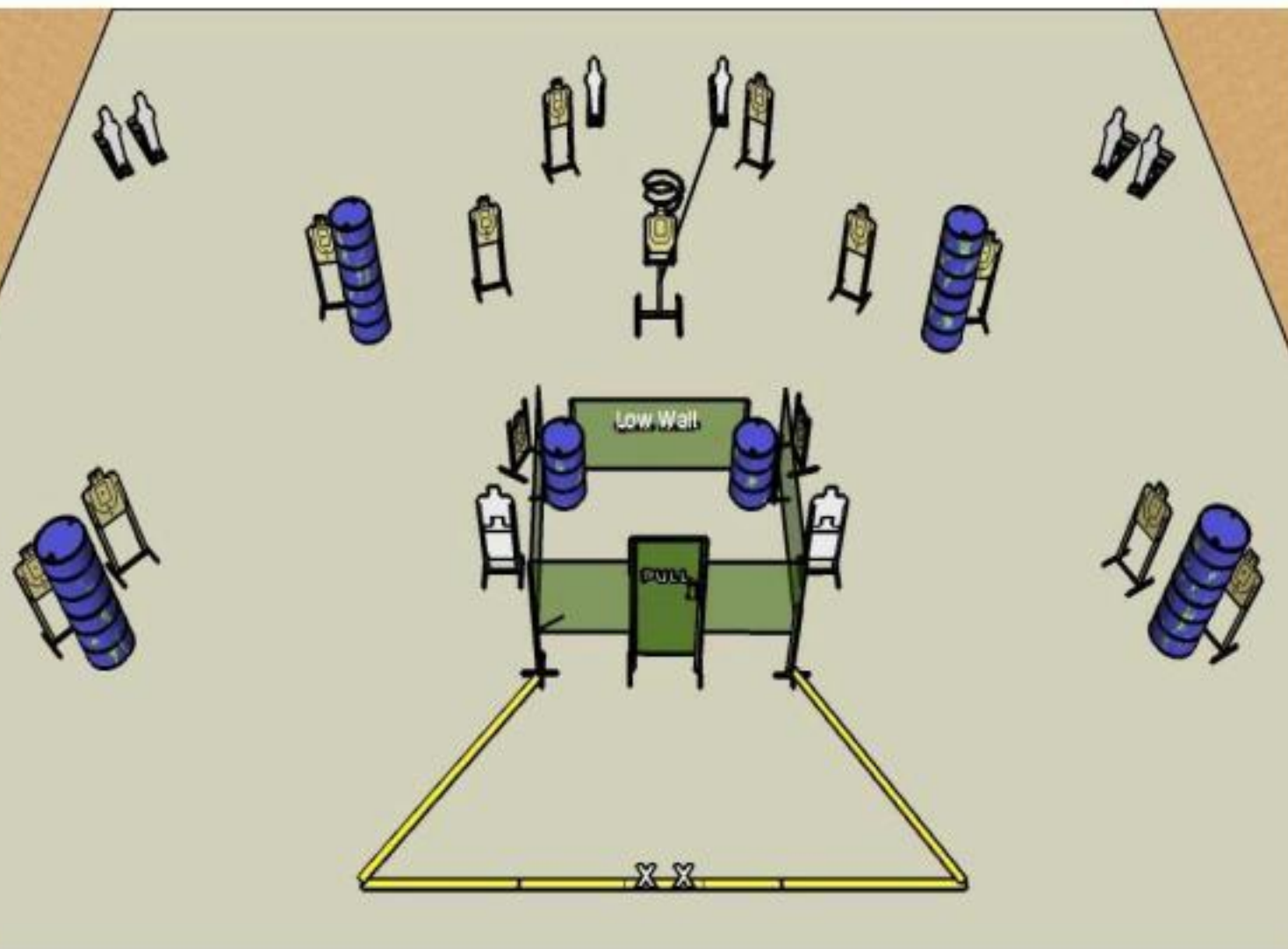
START POSITION: Standing facing down range, heels touching x's, hands naturally at sides.

GUN READY CONDITION: Gun loaded and holstered as per USPSA rules 8.1.1 and 8.1.2.

SCORING: Comstock 32 rounds, 160 points
TARGETS: 1 4 METRIC, 6 poppers
SCORED HITS: Best 6 per paper
START-STOP: Audible - Last shot

STAGE PROCEDURE: On signal, engage targets as they become visible.

Drop turner (a no penalty target) is activated by PP4.





Where's The Swinger?

Stage 2

Course Designer: Bob B.

PEARLINGTON MATCH

START POSITION: Standing facing downrange fingers touching X's

GUN READY CONDITION: Gun loaded and holstered as per USPSA rules 8.1.1 and 8.1.2.

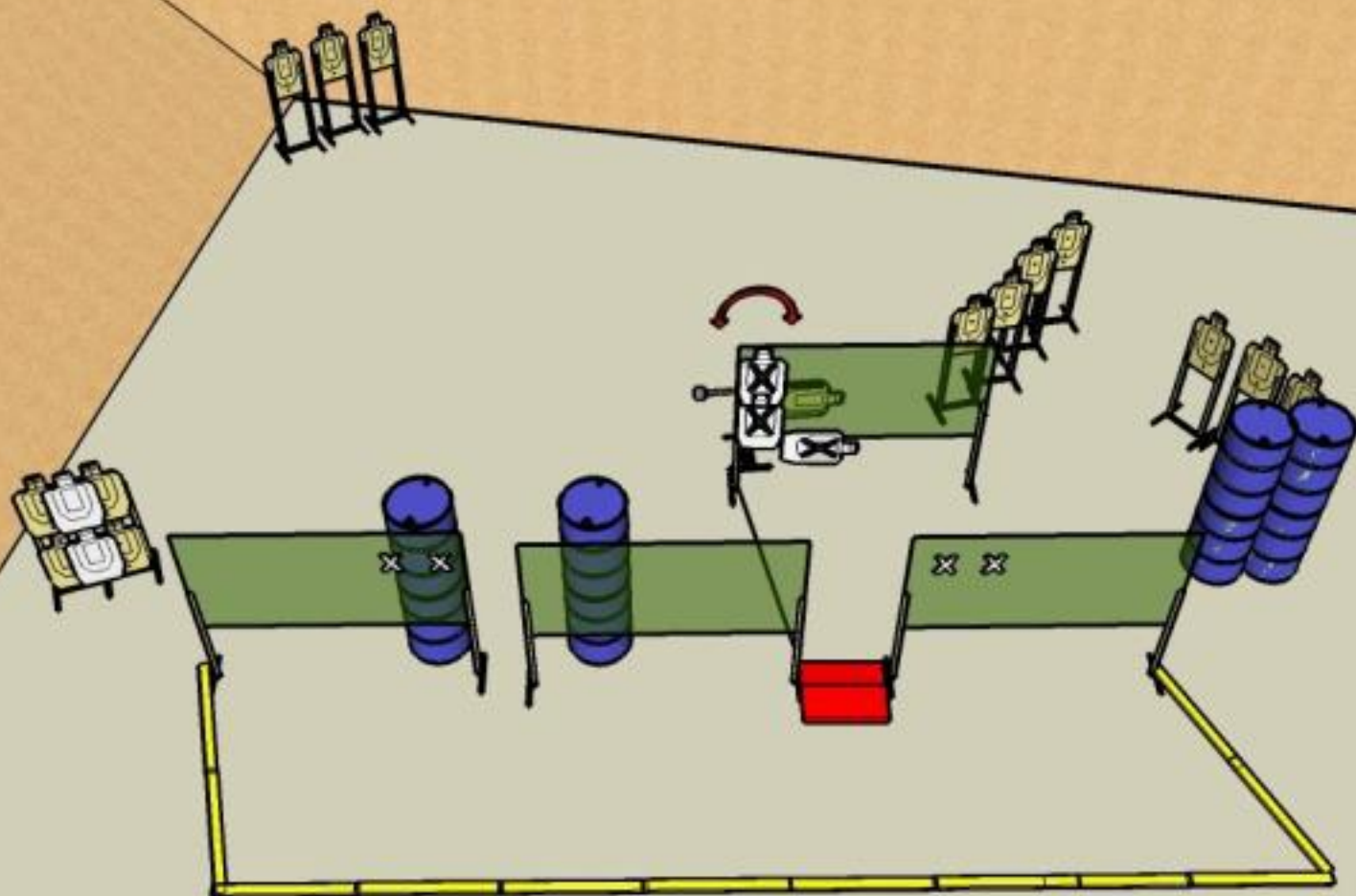
STAGE PROCEDURE: On signal, engage targets as they become available from within shooting area.

SCORING: Comstock, 30 rounds, 150 points

TARGETS: 15 METRIC

SCORED HITS: Best 2 per paper

START-STOP: Audible - Last shot





Back On The Hundred

Stage 3

Course Designer: Bob B.

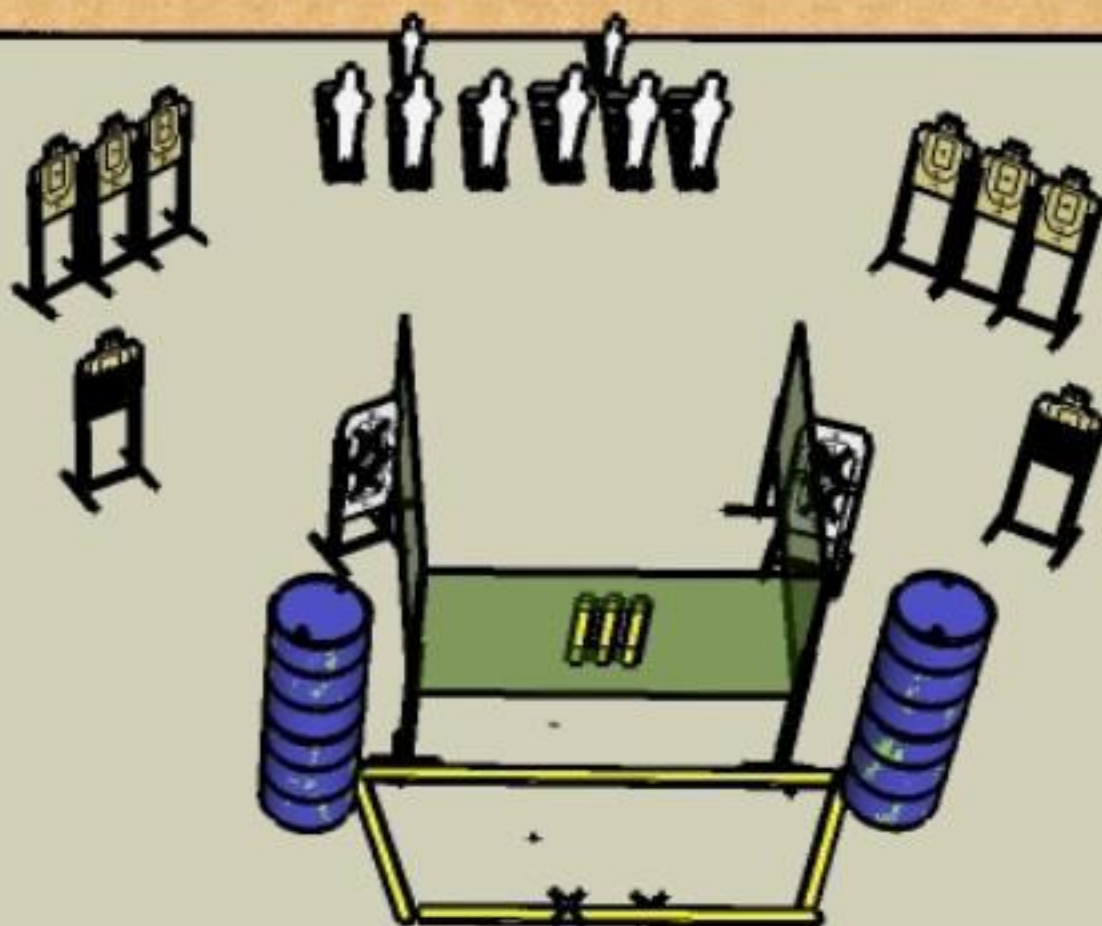
PEARLINGTON MATCH

START POSITION: Standing facing up range, toes touching X's, hands naturally at sides.

GUN READY CONDITION: Gun loaded and holstered as per USPSA rules 8.1.1 and 8.1.2.

STAGE PROCEDURE: On start signal, turn then draw, engage all targets as visible from within fault lines.

SCORING: Comstock, 24 rounds, 120 points
TARGETS: 8 METRIC, 8 steel
SCORED HITS: Best 2 per paper; Steel KD for score
START-STOP: Audible - Last shot
RULES: USPSA current edition





CM 13-08

More Disaster Factor

RULES: USPSA Handgun Competition Rules, Current Edition COURSE DESIGNER: Robert Porter

START POSITION: Standing inside the fault lines, heels against the X's on the back of the shooting box. Gun is loaded and holstered.

STAGE PROCEDURE

Upon start signal and from within the shooting box, engage either the upper three targets or the lower three targets with only two rounds each, perform a mandatory reload, and engage the remaining three targets with only two rounds each.

Stage 4

SCORING

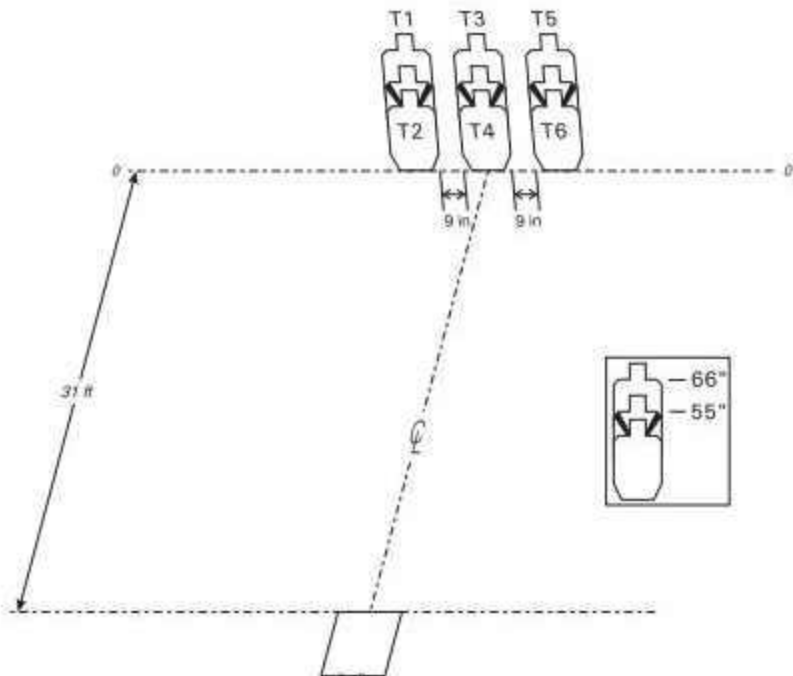
SCORING: Virginia Count, 12 rounds, 60 points

TARGETS: 6 Metric

SCORED HITS: Best 2/paper

START • STOP: Audible • Last Shot

PENALTIES: Per current edition of USPSA Handgun Competition Rules





Speed Shooters
Stage 5
Course Designer: Bob B.

PEARLINGTON
MATCH

START POSITION: Standing in box facing up range wrists above shoulders.

GUN READY CONDITION: Gun loaded and holstered.

SCORING: Virginia Count, 16 rounds, 80 points
TARGETS: 8 Metric
SCORED HITS: Best 2 per paper
START-STOP: Audible - Last shot
RULES: USPSA current edition

STAGE PROCEDURE: Upon start signal, turn, then draw and engage T1 - T8 with only one round each from within shooting box, make a mandatory reload and reengage T1 - T8 with only one round each from within the shooting box. Box is 3'x3'.

