



CM 03-11

El Strong & Weak Pres

RULES: Practical Shooting Handbook, Latest Edition **COURSE DESIGNER:** Jim Paxon – Modifications by US Design Team

START POSITION: Standing in shooting box, facing uprange, toes of both feet against rear of shooting box, shoulders square with box, and hands on ears or hearing protection. Handgun is loaded and holstered as per ready condition in rule 8.1.1 and 8.1.2.

STAGE PROCEDURE

String 1: Upon start signal, turn, then draw and engage T1-T3 with only two rounds each **FREESTYLE**, then perform a mandatory reload and re-engage T1-T3 with two rounds each **STRONG HAND ONLY**.

String 2: Upon start signal, turn, then draw and engage T1-T3 with two rounds each, perform a mandatory reload and re-engage T1-T3 with two rounds each **WEAK HAND ONLY**.

SCORING

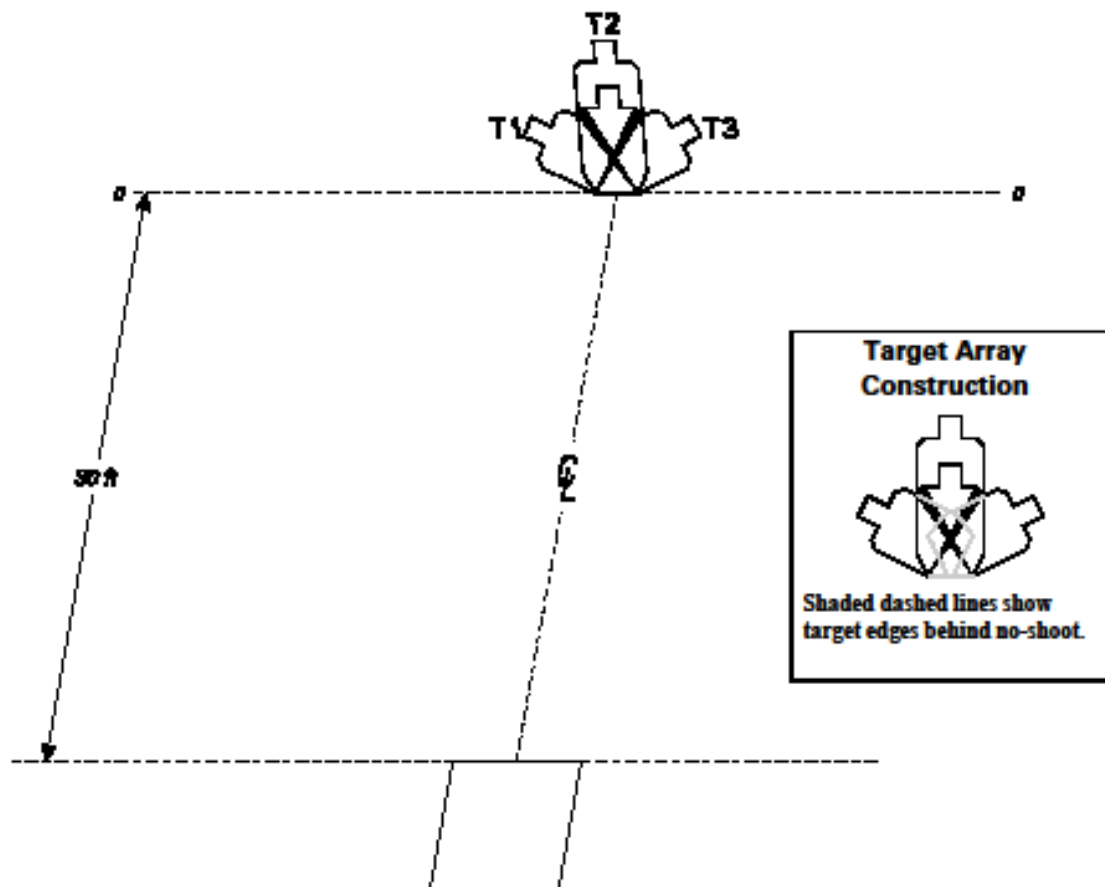
SCORING: Virginia Count, 24 rounds, 120 points

TARGETS: 3 IPSC

SCORED HITS: Best 8/paper

START - STOP: Audible - Last shot

PENALTIES: Per current edition USPSA Practical Shooting Handbook.



SETUP NOTES: Set T2 to 5 feet high at shoulders. Shooting box is 3 feet by 3 feet. Top of no-shoot touches bottom of A imprinted in center A zone.





Stage 2

Course Designer: BPSA Design Team

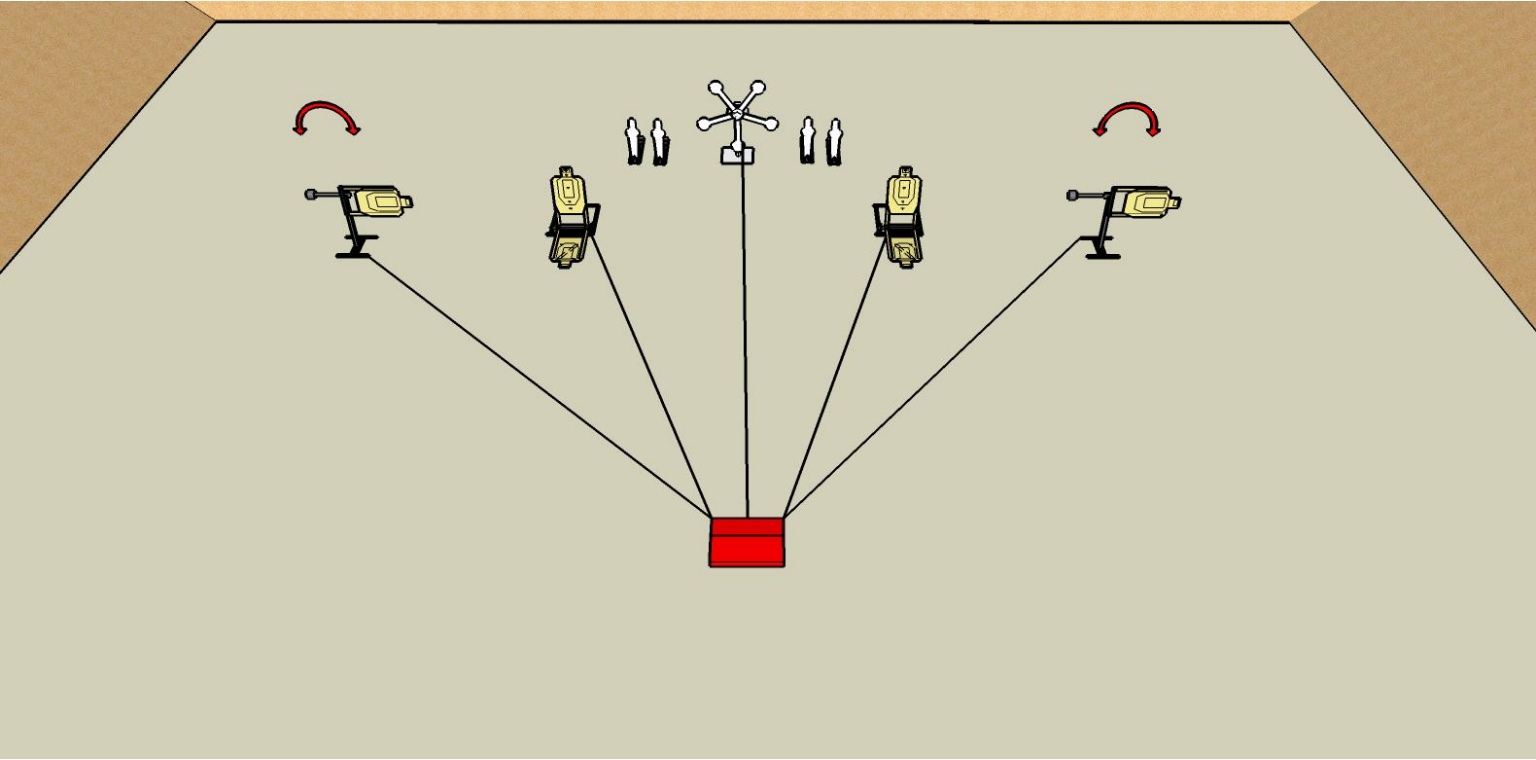


START POSITION: Standing behind the stomp box, outside the shooting area, facing downrange, hands relaxed at sides.

GUN READY CONDITION: Gun loaded and holstered.

SCORING: Comstock, 16 rounds, 80 points
TARGETS: 4 metric , 8 steel
SCORED HITS: Best 2 per paper, steel must fall
START-STOP: Audible - Last shot
RULES: USPSA current edition

STAGE PROCEDURE: Upon start signal, activate stomp box and engage Paper Array, perform a mandatory reload and engage Steel Array. Arrays can be engaged in either order. **Stomp box is the shooting area. Stomp box activates both max traps, both swingers, and the star. Targets remain visible at rest.**



SETUP NOTES:

RO NOTES:

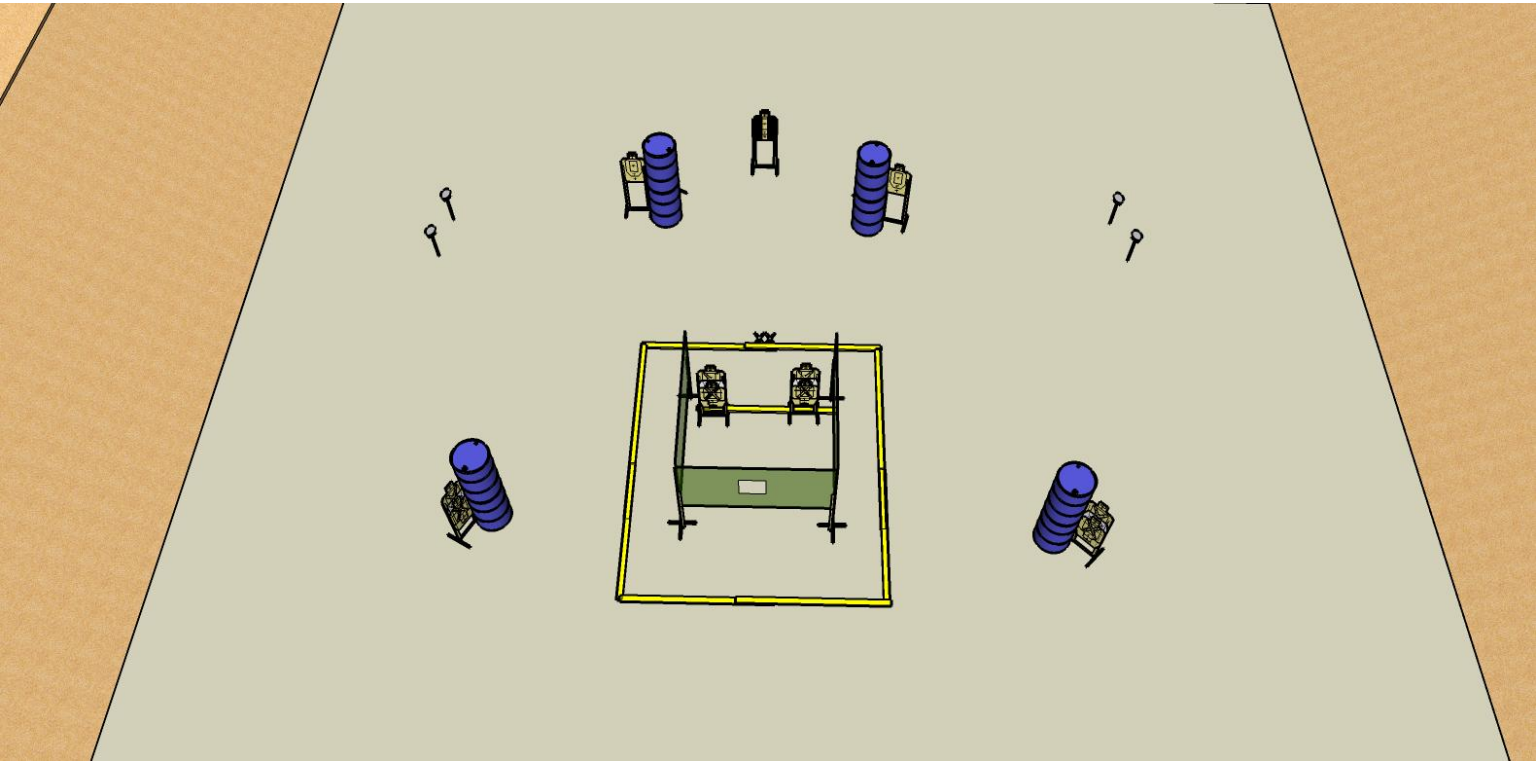


Stage 3

Course Designer: BPSA Design Team



START POSITION: Standing outside the shooting area, heels on XXs.	
GUN READY CONDITION: Gun loaded and holstered as per USPSA rules 8.1.1 and 8.1.2.	SCORING: Comstock, 30 rounds, 150 points TARGETS: 13 metric, 4 steel SCORED HITS: Best 2 per paper, steel must fall to score. START-STOP: Audible - Last shot RULES: USPSA current edition
STAGE PROCEDURE: Upon start signal, engage all targets from within shooting area.	



SETUP NOTES:

RO NOTES:



Stage 4

Course Designer: BPSA Design Team



START POSITION: Standing outside shooting area, toes on XXs.

GUN READY CONDITION: Gun loaded and holstered as per USPSA rules 8.1.1 and 8.1.2.

STAGE PROCEDURE: Upon start signal, engage targets as available.

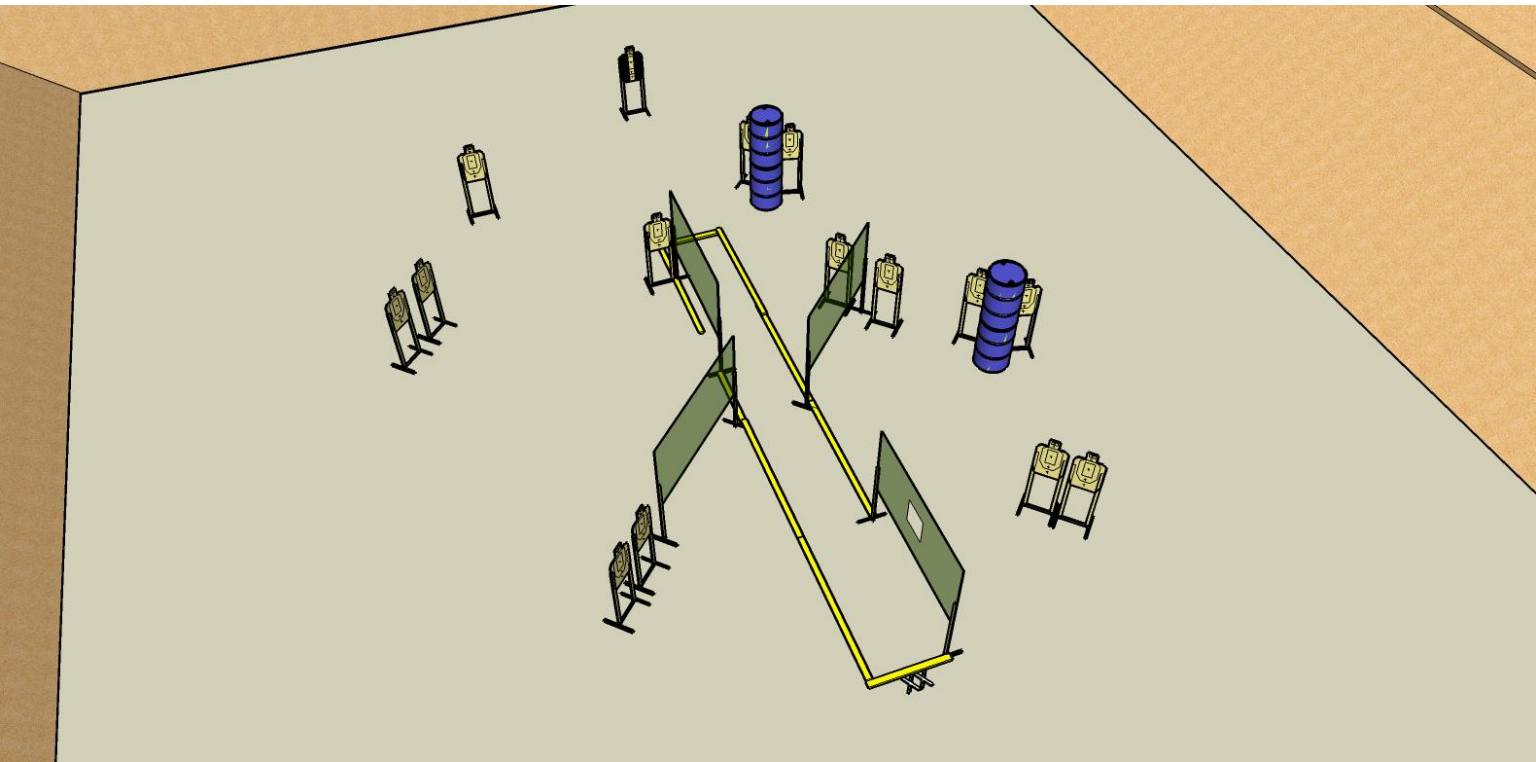
SCORING: Comstock, 30 rounds, 150 points

TARGETS: 15 metric

SCORED HITS: Best 2 per paper

START-STOP: Audible - Last shot

RULES: USPSA current edition



SETUP NOTES:

RO NOTES:



Stage 5

Course Designer: BPSA Design Team



START POSITION: Standing inside shooting area, heels on XXs..

GUN READY CONDITION: Gun loaded and holstered as per USPSA rules 8.1.1 and 8.1.2.

STAGE PROCEDURE: Upon start signal, engage all targets from within fault lines.

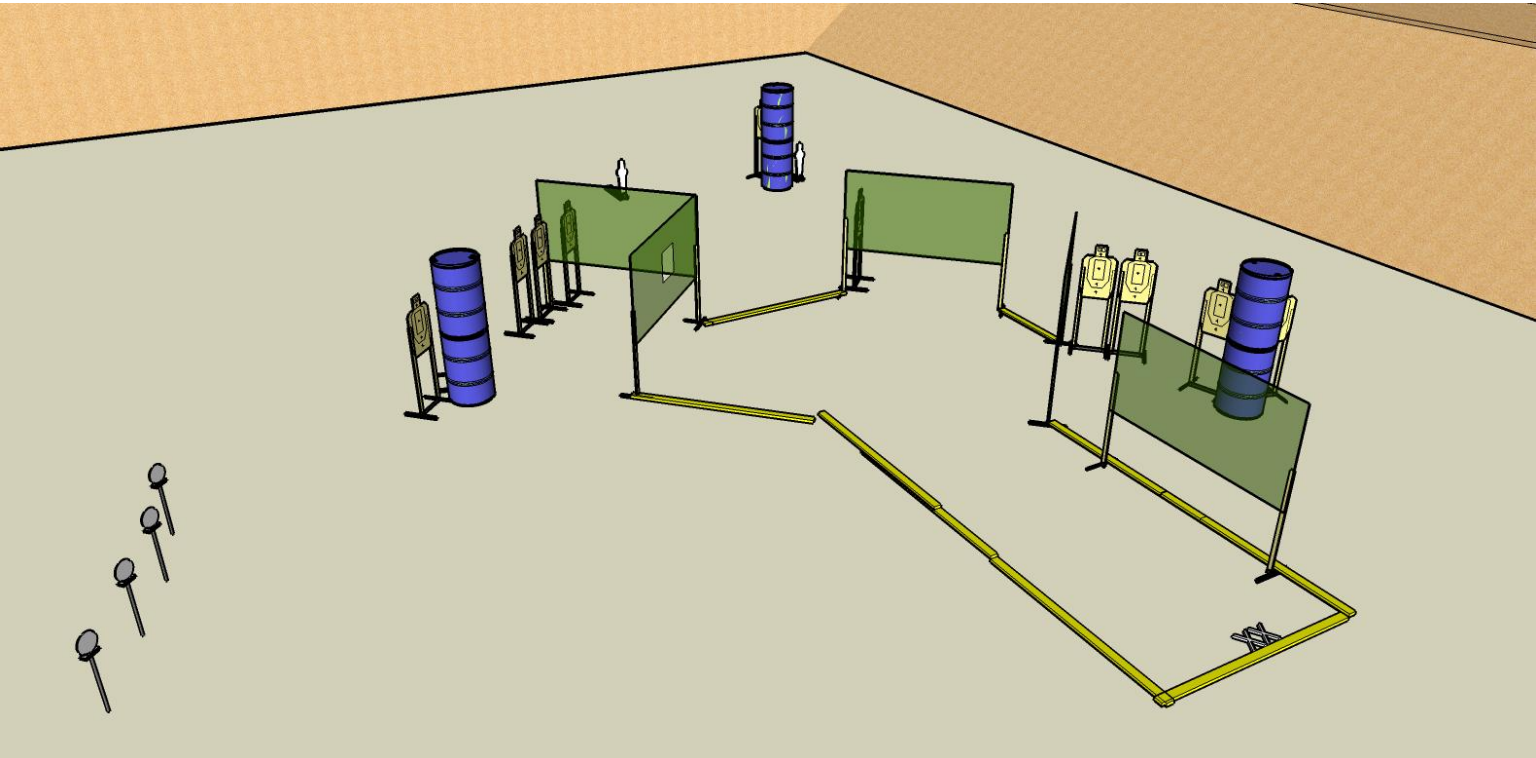
SCORING: Comstock, 28 rounds, 140 points

TARGETS: 11 metric, 6 steel

SCORED HITS: Best 2 per paper, steel must fall to score

START-STOP: Audible - Last shot

RULES: USPSA current edition



SETUP NOTES:

RO NOTES: