



ON THE 50

Stage 1

Course Designer: BOB. B

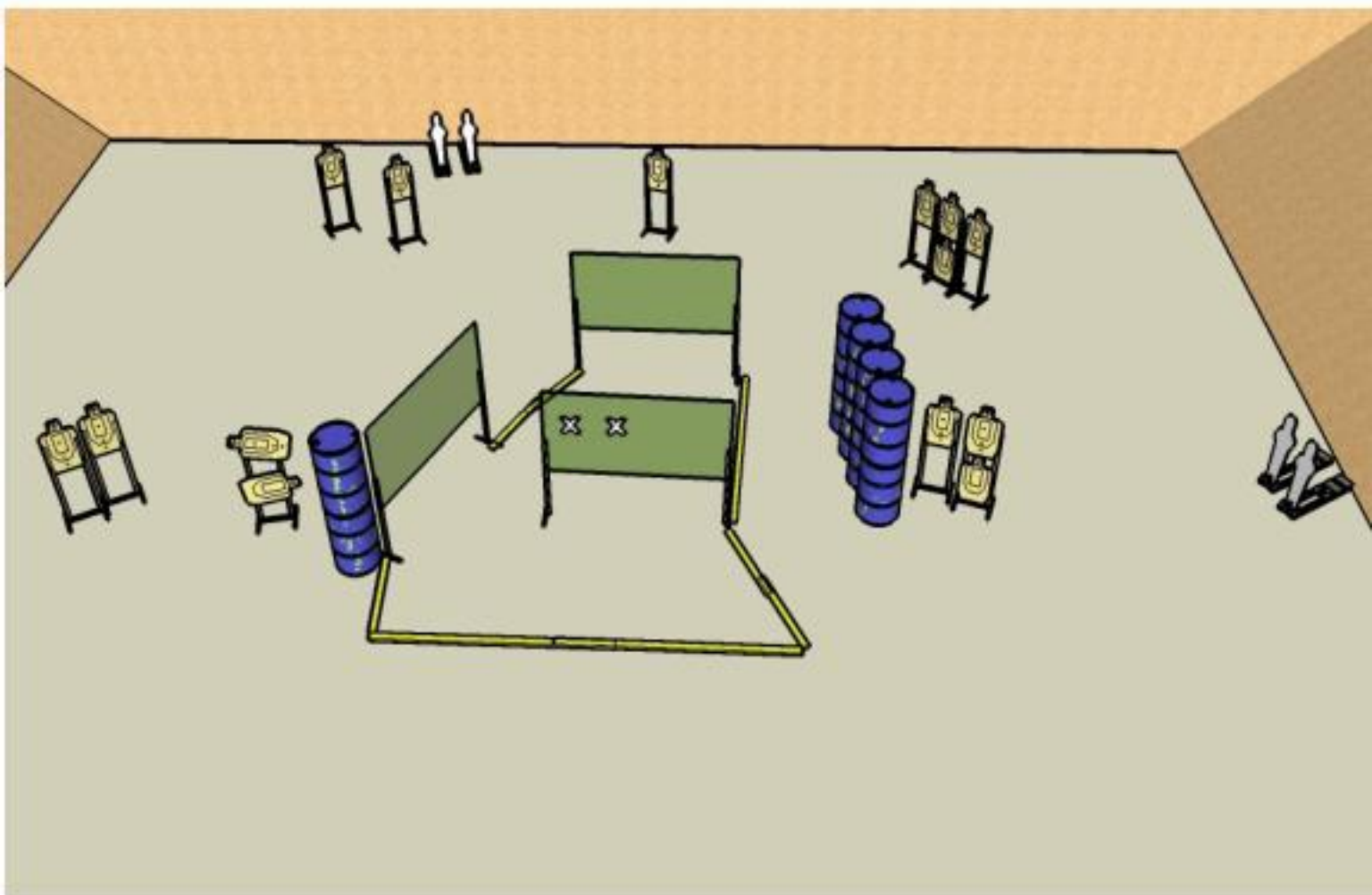
PEARLINGTON MATCH

START POSITION: Facing down range, hands touching X's.

GUN READY CONDITION: Gun loaded and holstered as per USPSA rules 8.1.1 and 8.1.2.

STAGE PROCEDURE: On start signal, engage all targets as they become visible from behind fault lines.

SCORING: Comstock, 32 rounds, 160 points
TARGETS: 14 METRIC, 4 PEPPER POPPERS
SCORED HITS: Best 2 per paper KD steel for score
START-STOP: Audible - Last shot
RULES: USPSA current edition



50 yd. STAGE



Open The Door For More

Stage 2

Course Designer: Team Tom

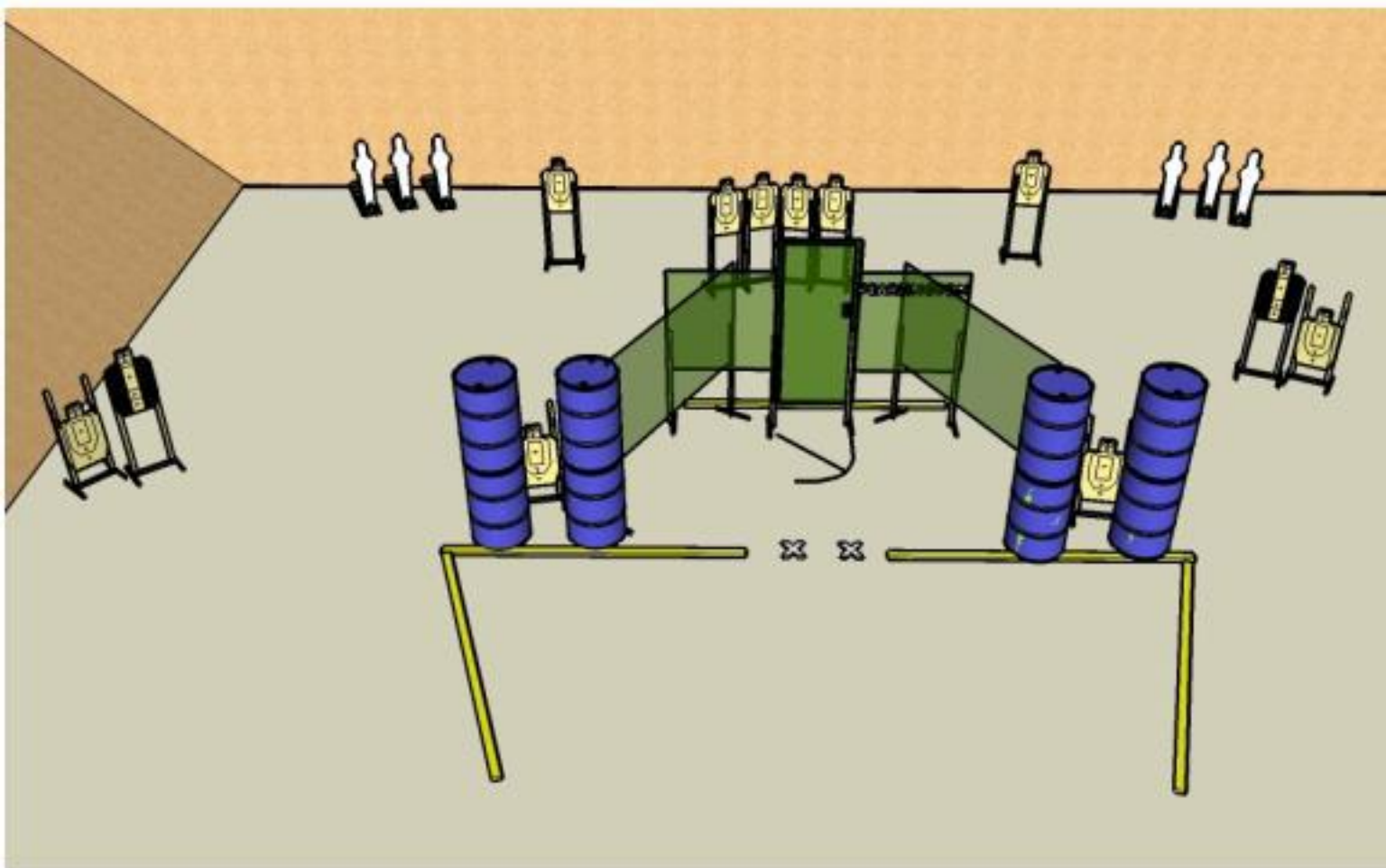
PEARLINGTON MATCH

START POSITION: Standing facing down range, toes touching X's hands relaxed at sides.

GUN READY CONDITION: Gun loaded and holstered as per USPSA rules 8.1.1 and 8.1.2.

STAGE PROCEDURE: On start signal, engage all targets as visible from within fault lines.

SCORING: Comstock, 30 rounds, 150 points
TARGETS: 12 METRIC, 6 POPPERS
SCORED HITS: Best 2 per paper KD steel for score
START-STOP: Audible - Last shot
RULES: USPSA current edition





RULES: Practical Shooting Handbook, Latest Edition COURSE DESIGNER: Kent Oram—Modification by US Design Team

START POSITION: Standing in Box A, back to targets, toes of both feet against rear fault line of Box A, both wrists above respective shoulders. Handgun is loaded and holstered as per ready condition in rule 8.1.1 and 8.1.2.

STAGE PROCEDURE

Upon start signal, turn, then draw and from Box A engage T1•T3 with only two rounds per target. Then make a mandatory reload and from Box A engage T1•T3 with only two rounds per target.

SCORING

SCORING: Virginia Count, 12 rounds, 60 points

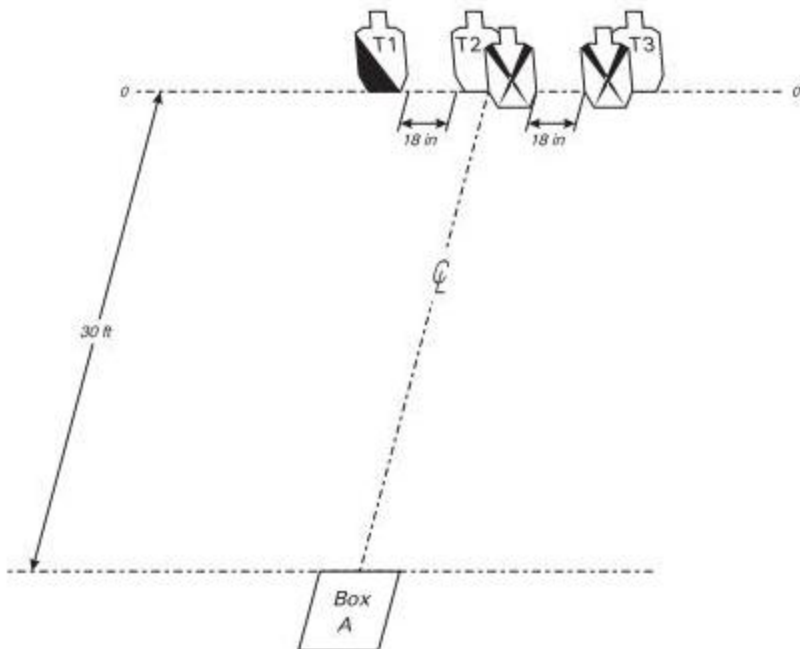
TARGETS: 3 IPSC

SCORED HITS: Best 4/paper

START • STOP: Audible • Last shot

PENALTIES: Per current edition USPSA Practical Shooting Handbook.

Failure to perform mandatory reload will result in one procedural penalty per shot fired.



SETUP NOTES: Set paper targets to 5 feet high at shoulders. Box A is 3 feet by 3 feet. No-shoots are arranged on T2 and T3 with perforations of the non-scoring borders placed on the perforations of the A



zones of the targets. The top of the upper A/B zone of the no-shoot is even with the shoulder of the scoring targets.



NEVER FRIENDLY

Stage 4

Course Designer: Bob B.

PEARLINGTON MATCH

START POSITION: Standing in Box A, facing down range, hands naturally at sides.

GUN READY CONDITION: Gun loaded and holstered as per USPSA rules 8.1.1 and 8.1.2.

STAGE PROCEDURE:

STRING 1: On start signal, engage each target with **only one** round, freestyle, then reload and engage each target with **only one** round, strong hand.

STRING 2: On start signal, engage each target with only one round, freestyle, then reload and engage each target with **only one** round weak hand.


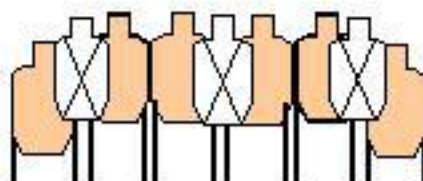
SCORING: Virginia count, 24 rounds, 120 points

TARGETS: 6 METRIC

SCORED HITS: Best 4 per paper

START-STOP: Audible - Last shot

RULES: USPSA current edition





Back In The Boxes

Stage 5

Course Designer: Bob B.

PEARLINGTON MATCH

START POSITION: Standing in Box A, B, or C, facing down range, wrists above shoulders. (same for all strings)

GUN READY CONDITION: Gun loaded and holstered as per USPSA rules 8.1.1 and 8.1.2.

SCORING: Virginia Count, 24 rounds, 120 points

TARGETS: 4 METRIC

SCORED HITS: Best 6 per paper

START-STOP: Audible - Last shot

STAGE PROCEDURE:

String 1: On signal, engage T1-T4 w/2 rds. each from box A.

String 2 : On signal, engage T1-T4 w/2 rds. each from box B.

String 3: On signal engage T1-T4 w/ 2 rds. each from box C.

