



4 or 5 Ways to Go

Stage 1

Course Designer: Bob B.

PEARLINGTON

MATCH

START POSITION: Standing with toes on X's, facing down range, hands above head, with fingers interlaced.

GUN READY CONDITION: Gun loaded and holstered

SCORING: Comstock, 32 rounds, 160 points

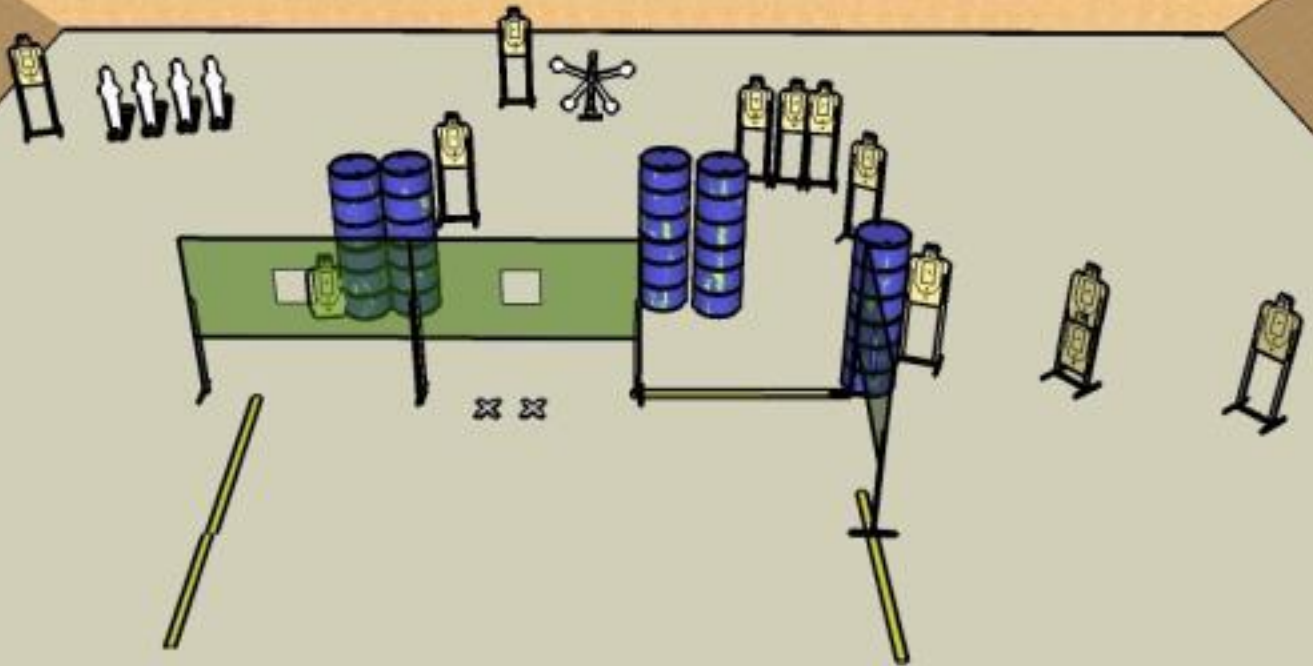
TARGETS: 12 METRIC, 4 Poppers, 4 Plates

STAGE PROCEDURE: Upon start signal, engage all targets as they become visible from within shooting area.

SCORED HITS: Best 2 per paper, Steel KD for score

START-STOP: Audible - Last shot

RULES: USPSA current edition





SPEEDY 2

Stage 2

Course Designer: Bob B.

PEARLINGTON

MATCH

START POSITION: Standing facing downrange, toes on X's, hands naturally at sides

GUN READY CONDITION: Gun loaded and holstered, per USPSA rules 8.1.1 and 8.1.2.

SCORING: Comstock 29 rounds, 145 points

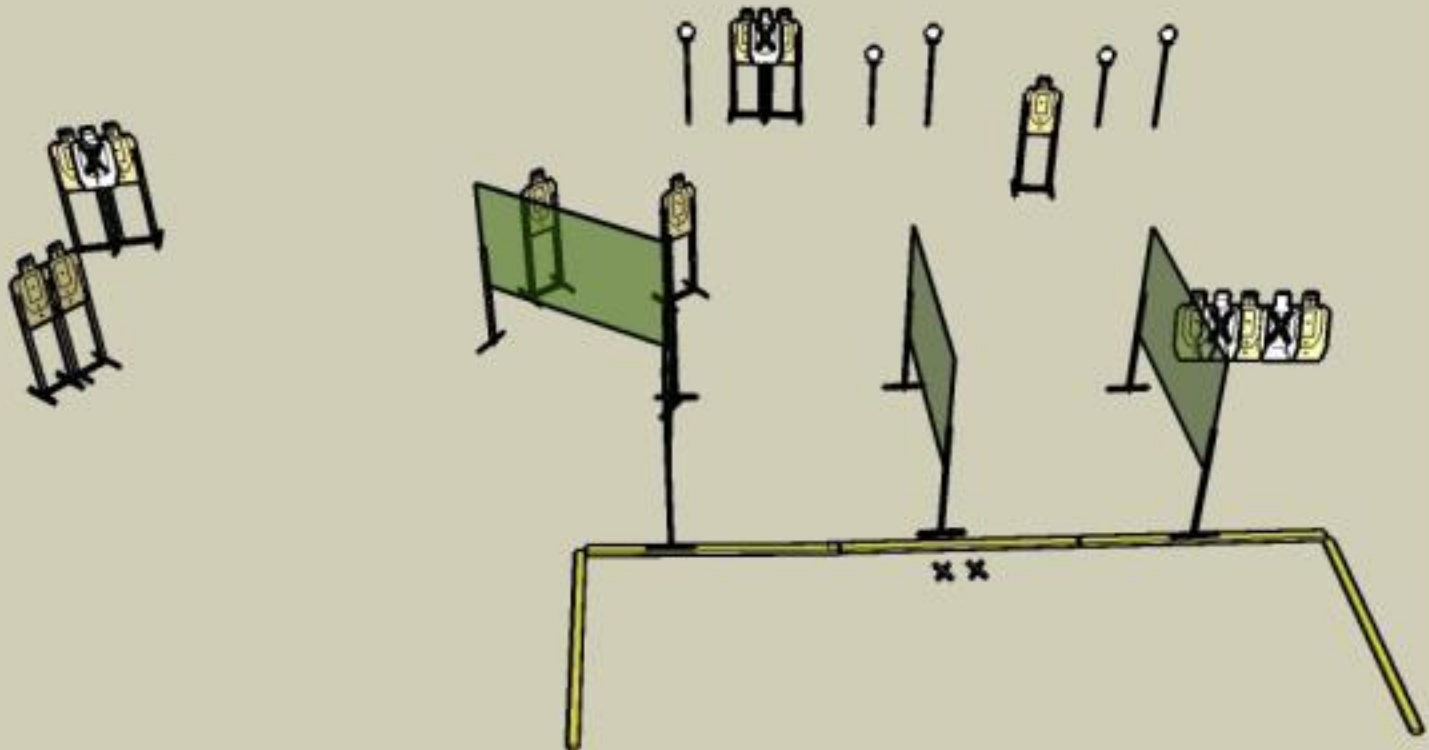
TARGETS: 12 Metric, 5 PLATES

SCORED HITS: Best 2 per paper KD steel for score

START-STOP: Audible - Last shot

RULES: USPSA current edition

STAGE PROCEDURE: On start signal, engage all targets from within fault lines.





RULES: Practical Shooting Handbook, Latest Edition COURSE DESIGNER: Dave Miller — Modifications by US Design Team

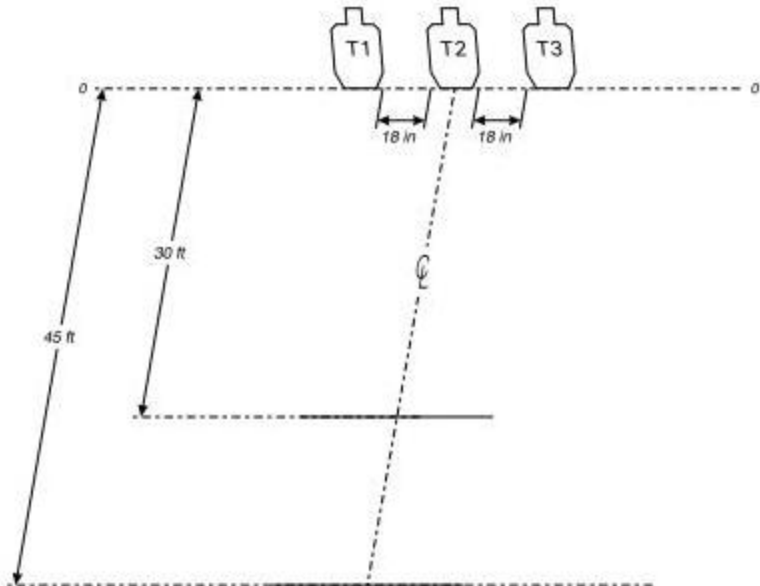
START POSITION: Standing naturally behind fault line, facing downrange, hands relaxed at sides. Handgun is loaded and holstered as per ready condition in rule 8.1.1 and 8.1.2.

STAGE PROCEDURE

- String 1. On signal, from behind 15-yard fault line, engage T1-T3 with only two rounds each freestyle, perform a mandatory reload and re-engage T1-T3 with only two rounds each, strong hand only.
- String 2. On signal, from behind 10-yard fault line, engage T1-T3 with only two rounds each freestyle, perform a mandatory reload and re-engage T1-T3 with only two rounds each, weak hand only.
- Stacking of shots is not allowed.

SCORING

- SCORING:** Virginia Count, 24 rounds, 120 points
- TARGETS:** 3 IPSC
- SCORED HITS:** Best 8/paper
- START • STOP:** Audible • Last shot
- PENALTIES:** Per current edition USPSA Practical Shooting Handbook.



SETUP NOTES: Targets are set to 5 feet high at shoulder.





3 SPEED MANUAL

Stage 4

Course Designer: Bob B.

PEARLINGTON

MATCH

START POSITION: Standing in box A facing down range, wrists above shoulders.

GUN READY CONDITION: Gun loaded and holstered as per USPSA rules 8.1.1 and 8.1.2.

SCORING: Comstock 22 rounds 110 points



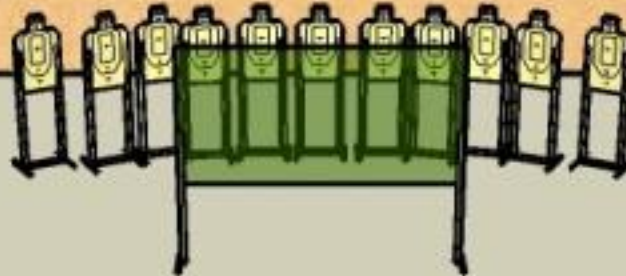
TARGETS: 11 METRIC

SCORED HITS: Best 2 per paper

START-STOP: Audible - Last shot

RULES: USPSA current edition

STAGE PROCEDURE: Upon start signal, engage all targets as visible from within boxes.





32 SKIDEAU

Stage 5

Course Designer: Bob B.

PEARLINGTON

MATCH

START POSITION: Standing in box A facing down range, heels touching x's, wrists above shoulders.

GUN READY CONDITION: Gun loaded and holstered as per USPSA rules 8.1.1 and 8.1.2.

SCORING: Comstock 32 rounds 160 points

TARGETS: 16 METRIC

SCORED HITS: Best 2 per paper

START-STOP: Audible - Last shot

RULES: USPSA current edition

STAGE PROCEDURE: Upon start signal, engage all targets as visible from within shooting area.

