



CM 99-13

Quicky II

RULES: Practical Shooting Handbook, Latest Edition **COURSE DESIGNER:** Joe De Simone

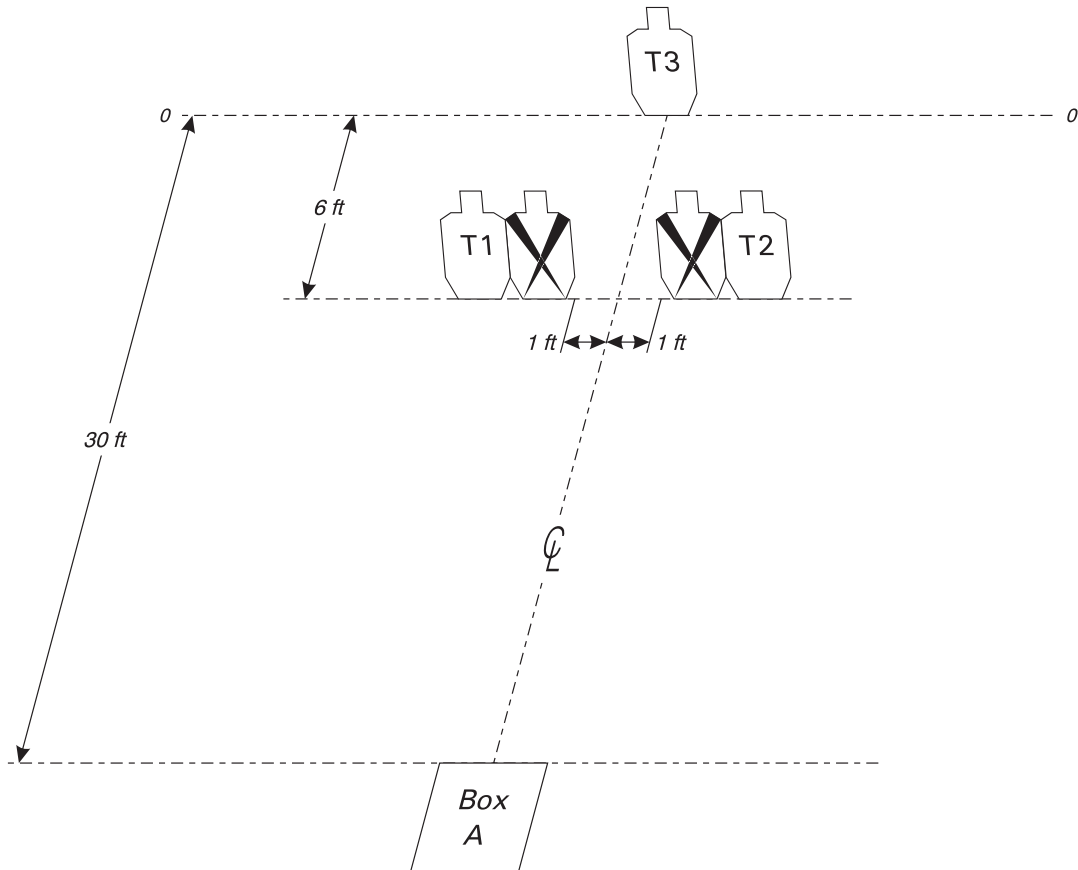
START POSITION: Standing in Box A, reaching overhead for a box, arms fully extended over head, elbows locked. Handgun is loaded and holstered as per ready condition in rule 8.1.1 and 8.1.2.

STAGE PROCEDURE

- String 1. Upon start signal, from Box A engage T1-T3 with only two rounds per target, then make a mandatory reload and from Box A engage T1-T3 with only two rounds per target using strong hand only.
- String 2. Upon start signal, from Box A engage T1-T3 with only two rounds per target, then make a mandatory reload and from Box A engage T1-T3 with only two rounds per target using weak hand only. Jams may be cleared with both hands.

SCORING

- SCORING:** Virginia Count, 24 rounds, 120 points
- TARGETS:** 3 IPSC
- SCORED HITS:** Best 8/paper
- START - STOP:** Audible - Last shot
- PENALTIES:** Per current edition USPSA Practical Shooting Handbook. Failure to perform mandatory reload will result in one procedural penalty per shot fired. Strings must be shot in order prescribed or one procedural will be assessed.



SETUP NOTES: Set paper targets to 5 feet high at shoulders. No-shoots are butted to edges of targets. Shooting box is 3 feet by 3 feet.



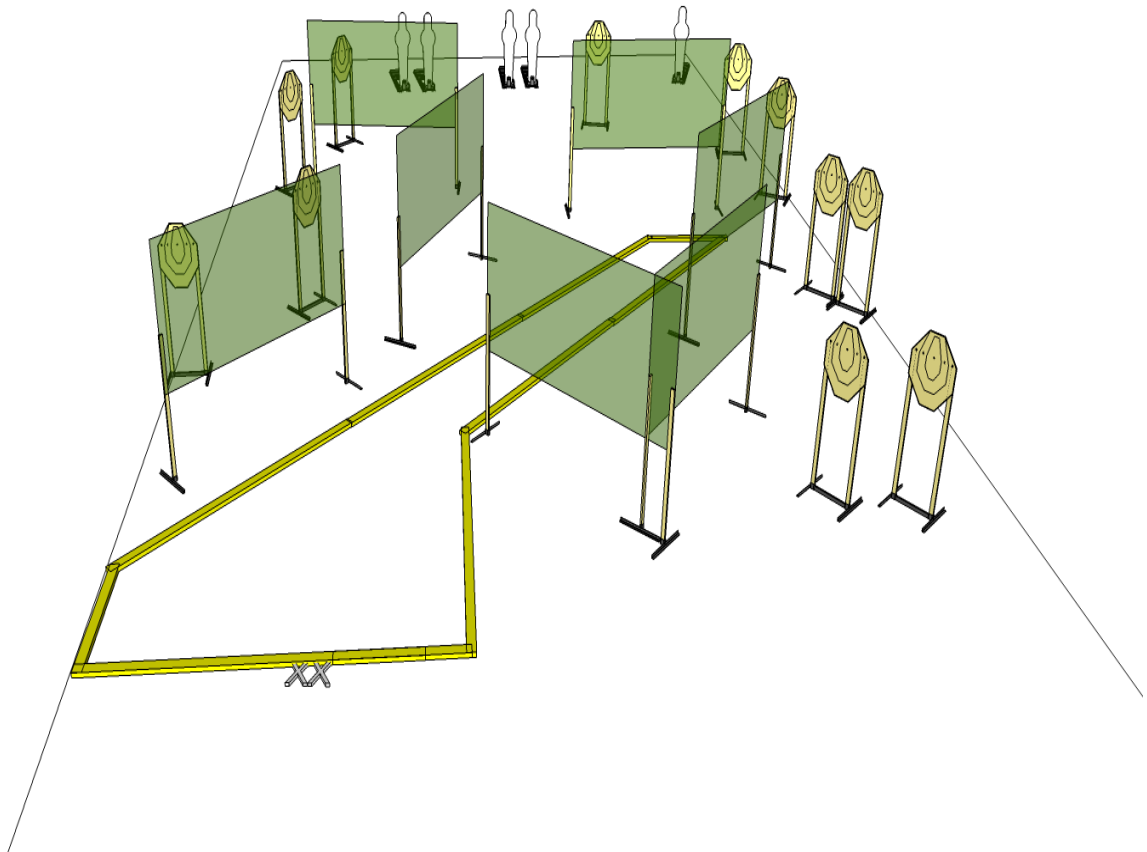


RULES: Practical Shooting Handbook, Latest Edition

COURSE DESIGNER: Randy Gamble

START POSITION: Toes on marks, hands relaxed at sides, gun is loaded and holstered.	
STAGE PROCEDURE Upon start signal engage targets from within the defined shooting area.	SCORING SCORING: Comstock ROUNDS/POINTS: 27 rounds, 135 points TARGETS: 11 Classic, 5 pepper poppers SCORED HITS: Best 2 per paper, steel must fall to score START-STOP: Audible - Last shot fired PENALTIES: Current Edition of USPSA Rule book

Bay 9



SETUP NOTES:	RO NOTES:
---------------------	------------------

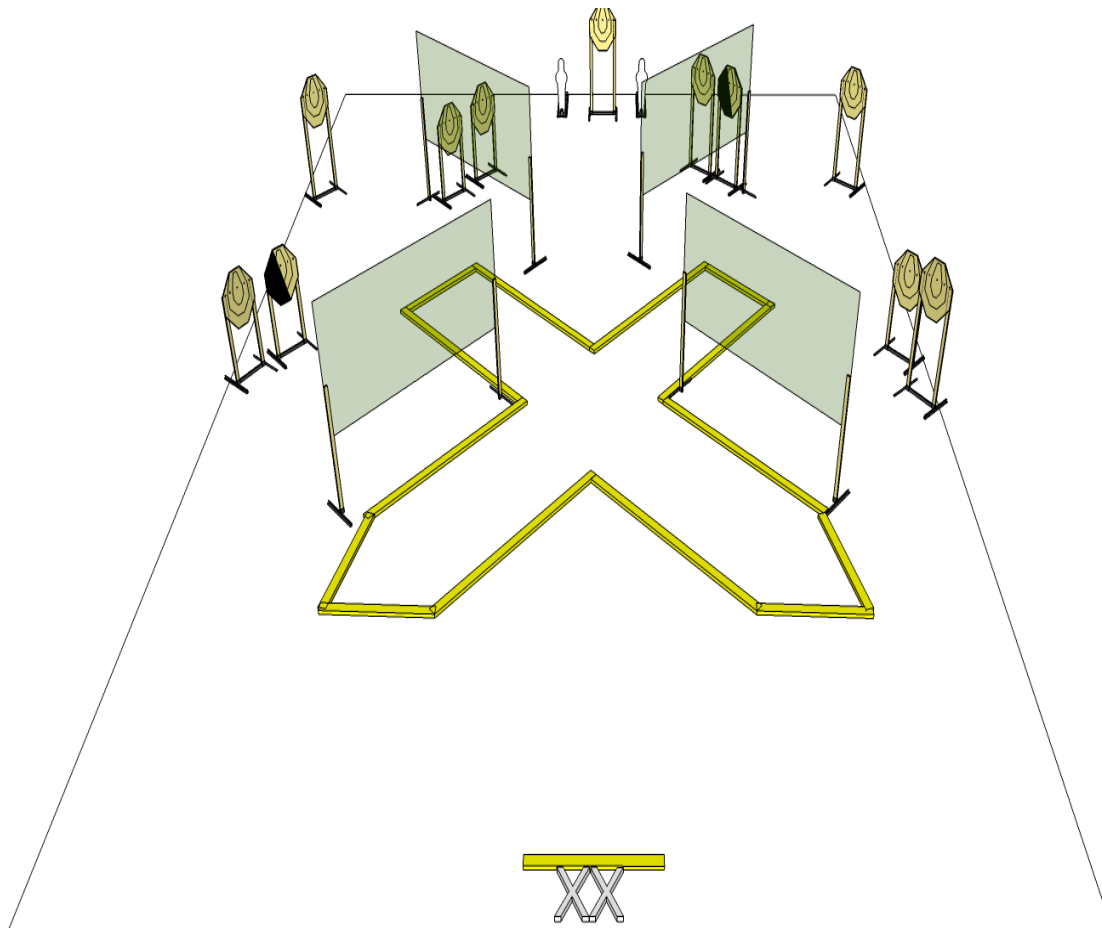


RULES: Practical Shooting Handbook, Latest Edition

COURSE DESIGNER: Randy Gamble

START POSITION: Standing with toes on marks, hands above respective shoulders, gun is loaded and holstered.	
STAGE PROCEDURE	SCORING
Upon start signal engage targets from within the defined shooting areas.	<p>SCORING: Comstock</p> <p>ROUNDS/POINTS: 24 rounds, 120 points</p> <p>TARGETS: 11 Classic, 2 mini poppers</p> <p>SCORED HITS: Best 2 per paper, steel must fall to score</p> <p>START-STOP: Audible - Last shot fired</p> <p>PENALTIES: Current Edition of USPSA Rule book</p>

Bay 5



SETUP NOTES:	RO NOTES:
---------------------	------------------

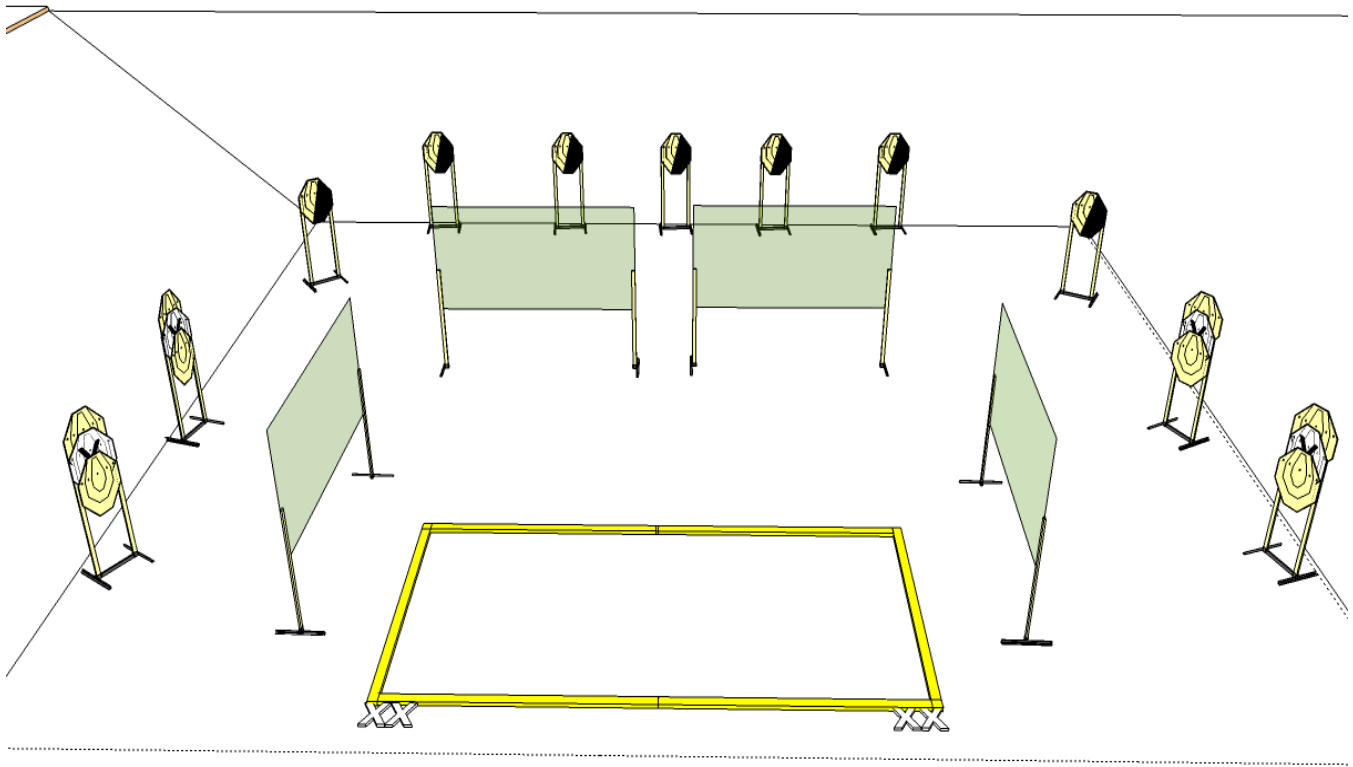


RULES: Practical Shooting Handbook, Latest Edition

COURSE DESIGNER: Randy Gamble

START POSITION: Standing with toes on marks, hands relaxed at sides, gun is loaded and holstered.	
<p style="text-align: center;">STAGE PROCEDURE</p> <p>Upon start signal engage targets from within the defined shooting areas.</p>	<p style="text-align: center;">SCORING</p> <p>SCORING: Comstock ROUNDS/POINTS: 30 rounds, 150 points TARGETS: 15 Classic SCORED HITS: Best 2 per paper START-STOP: Audible - Last shot fired PENALTIES: Current Edition of USPSA Rule book</p>

Bay 7



SETUP NOTES:	RO NOTES:
---------------------	------------------

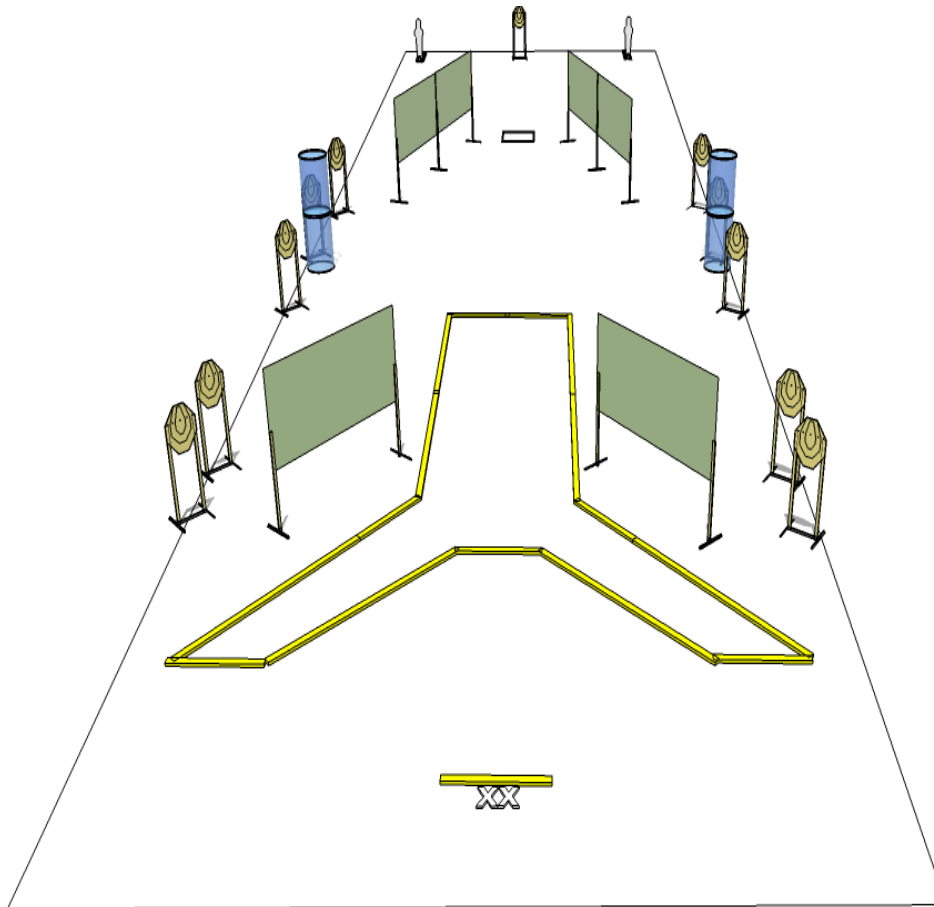


RULES: Practical Shooting Handbook, Latest Edition

COURSE DESIGNER: Bilal Sinno

START POSITION: Toes on marks, hands relaxed at sides, gun is loaded and holstered.	
<p style="text-align: center;">STAGE PROCEDURE</p> <p>Upon start signal engage targets from within the defined shooting areas.</p>	<p style="text-align: center;">SCORING</p> <p>SCORING: Comstock ROUNDS/POINTS: 24 rounds, 120 points TARGETS: 11 Classic, 2 pepper poppers SCORED HITS: Best 2 per paper, steel must fall to score START-STOP: Audible - Last shot fired PENALTIES: Current Edition of USPSA Rule book</p>

Bay 11



SETUP NOTES:	RO NOTES:
---------------------	------------------