



THEM THERE

Stage 1

Course Designer: Bob B.

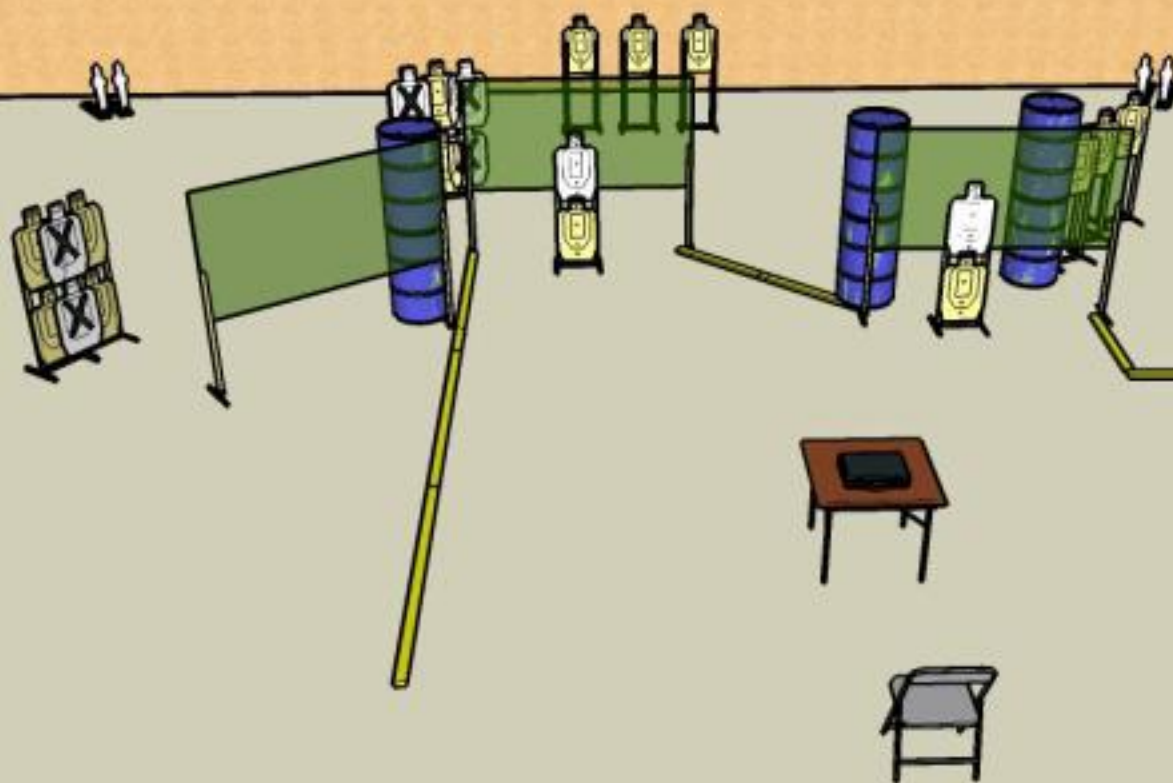
PEARLINGTON MATCH

START POSITION: Seated in chair, hands on knees

GUN READY CONDITION: Gun loaded inside closed briefcase on table top. Additional ammo may be worn on belt.

STAGE PROCEDURE: On signal, retrieve gun from briefcase and engage all targets as available from within shooting area.

SCORING: Comstock, 32 rounds, 160 points
TARGETS: 14 METRIC 4 POPPERS
SCORED HITS: Best 2 per paper KD steel for score
START-STOP: Audible - Last shot





12 YARD DASH
Stage 2
Course Designer: Bob B.

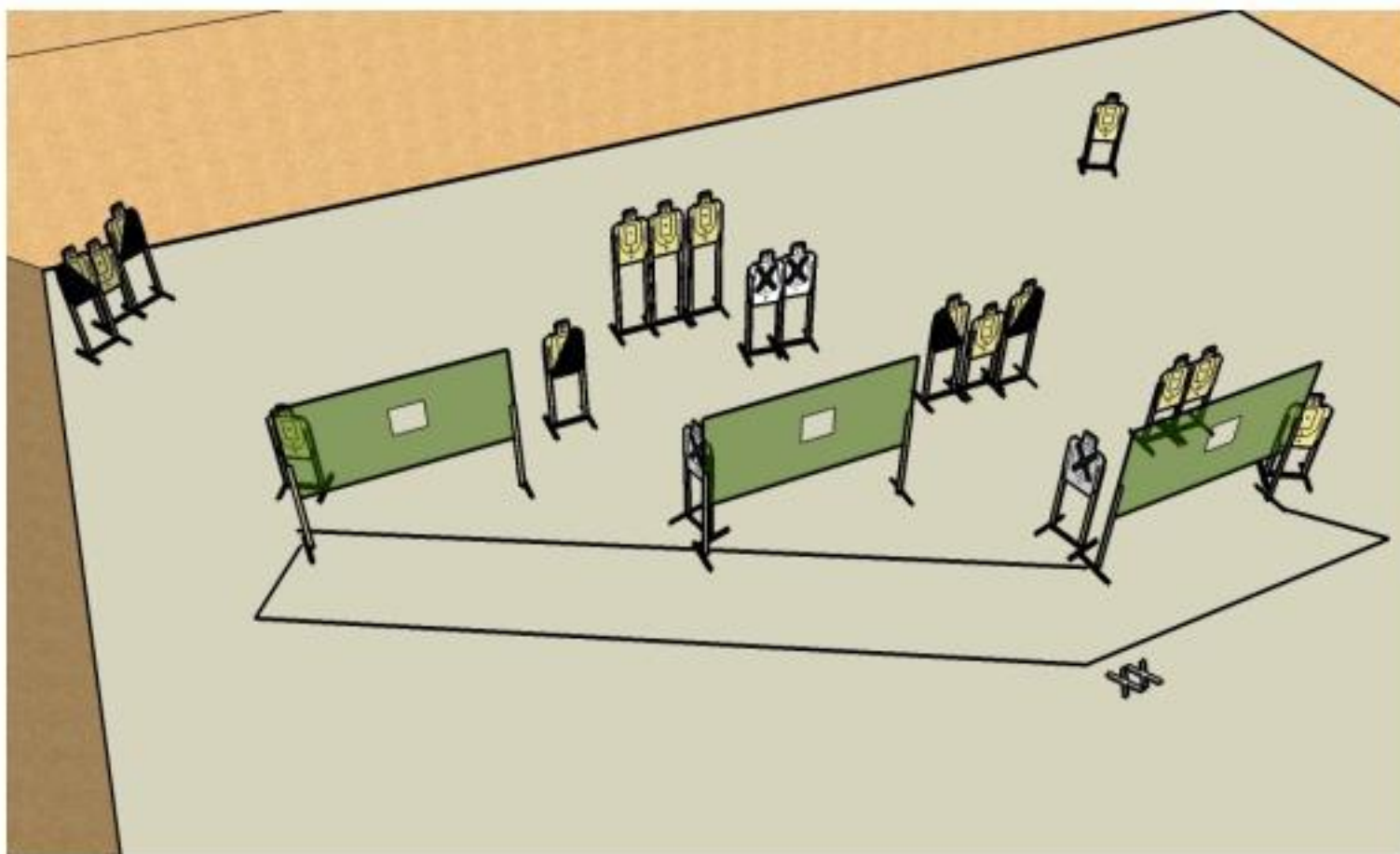
**PEARLINGTON
MATCH**

START POSITION: Standing facing downrange toes touching X's wrists above shoulders

GUN READY CONDITION: Gun loaded and holstered as per USPSA rules 8.1.1 and 8.1.2.

STAGE PROCEDURE: On start signal, engage all targets as visible from within fault lines.

SCORING: Comstock, 30 rounds, 150 points
TARGETS: 15 Metric,
SCORED HITS: Best 2 per paper
START-STOP: Audible - Last shot
RULES: USPSA current edition





Paper View

Stage 3

Course Designer: Bob B.

PEARLINGTON MATCH

START POSITION: Standing facing down range, toes touching X's, hands naturally at sides.

GUN READY CONDITION: Gun loaded and holstered as per USPSA rules 8.1.1 and 8.1.2.

STAGE PROCEDURE: On start signal engage all targets as visible only from within fault lines.

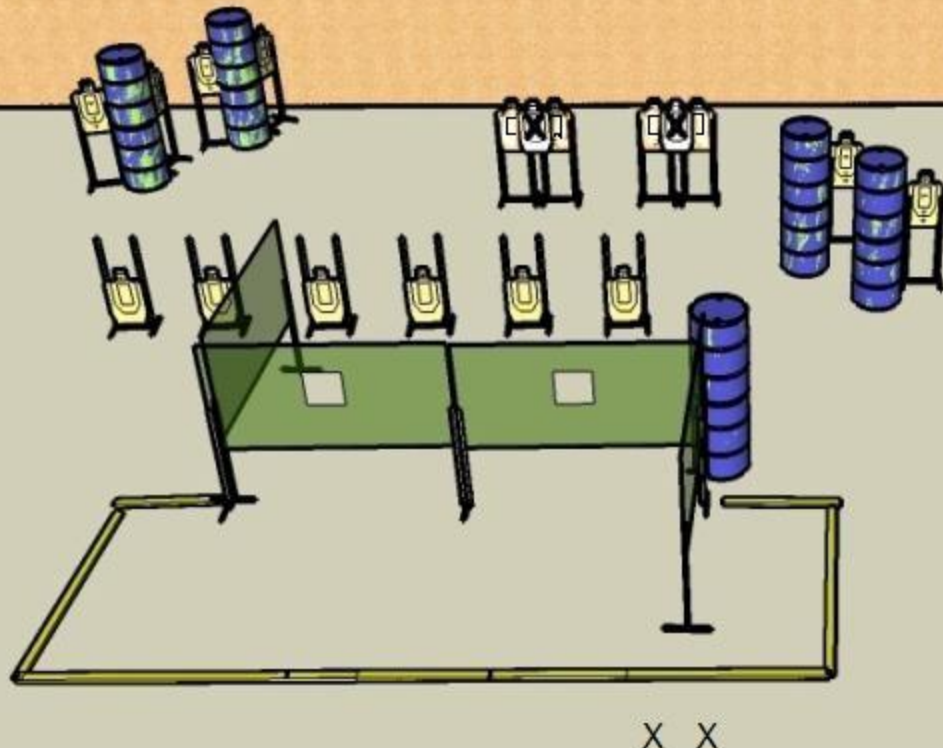
SCORING: Comstock, 32 rounds, 160 points

TARGETS: 16 METRIC

SCORED HITS: Best 2 per paper

START-STOP: Audible - Last shot

RULES: USPSA current edition





Hot Fast and Cheap

Stage 4

Course Designer: Bob B.

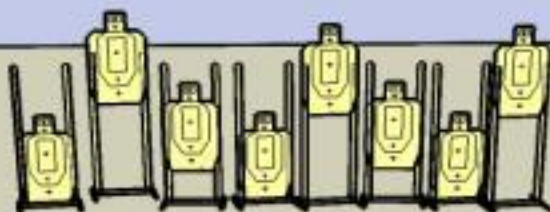
PEARLINGTON MATCH

START POSITION: Standing in Box A1 or A2, facing down range.

GUN READY CONDITION: Gun loaded and holstered as per USPSA rules 8.1.1 and 8.1.2.

STAGE PROCEDURE: (one string) On start signal, from either box, engage targets, with one round per target, reload and re-engage targets with one round per target. Then move to remaining box and engage targets with one round per target, reload and re-engage targets with one round. **NO STACKING SHOTS!**

SCORING: Virginia count, 32 rounds, 160 points
TARGETS: 8 METRIC
SCORED HITS: Best 4 per paper
START-STOP: Audible - Last shot
RULES: USPSA current edition



A2



3 P.O.S.

Stage 5

Course Designer: BOB B./ J. dub U.

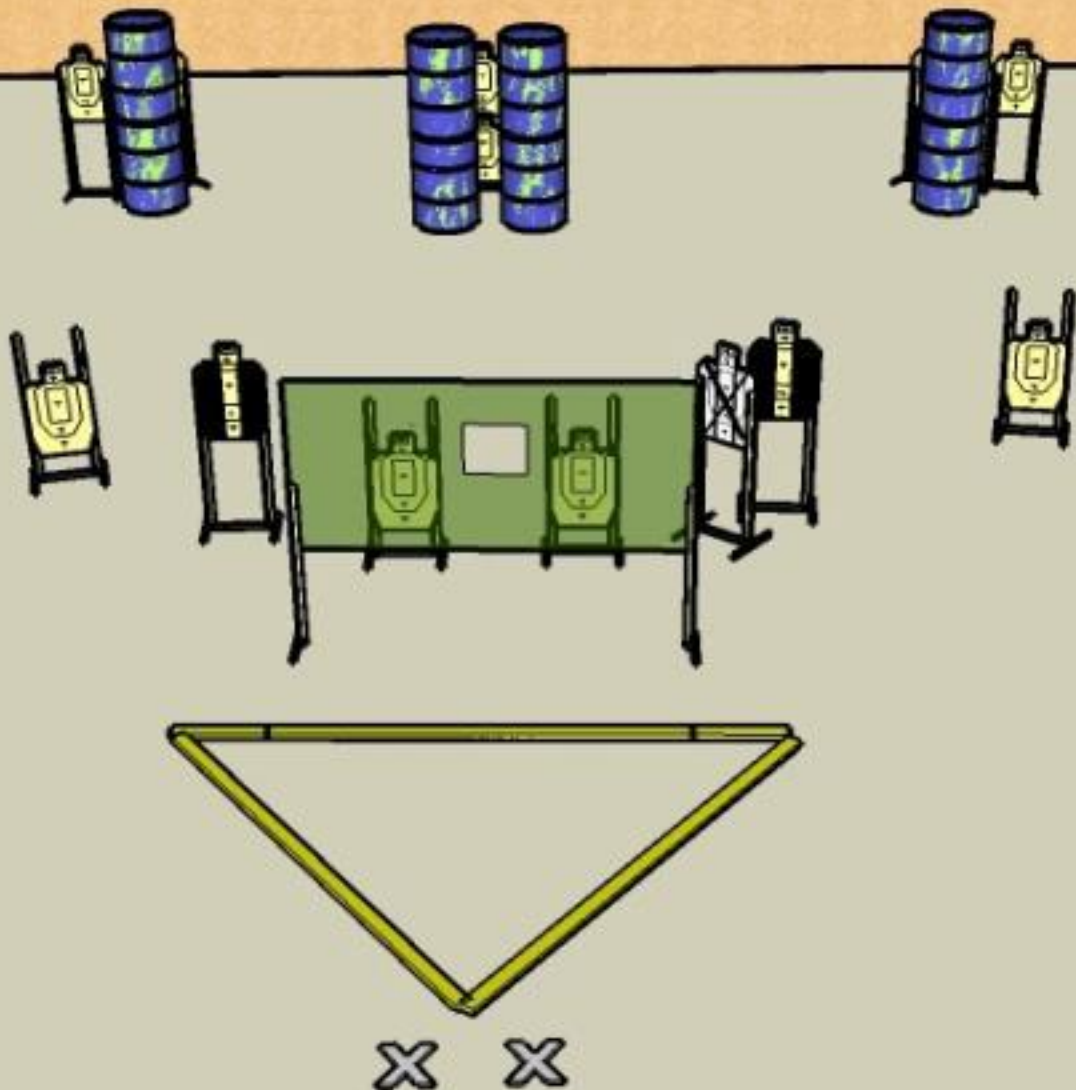
PEARLINGTON MATCH

START POSITION: Standing on x's, facing squarely down range

GUN READY CONDITION: Gun loaded and holstered, per USPSA rules 8.1.1 and 8.1.2.

STAGE PROCEDURE: On start signal, engage all targets as they become visible from within fault lines.

SCORING: Comstock, 24 rounds, 120 points
TARGETS: 12 Metric
SCORED HITS: Best 2 per paper
START-STOP: Audible - Last shot
RULES: USPSA current edition





CM 09-02

Diamond Cutter

RULES: USPSA Rule Book, Current Edition

COURSE DESIGNER: Russell Chrver

START POSITION: Standing in shooting area, facing up range, toes against back of box, hands relaxed at sides.
Handgun is loaded and holstered.

STAGE PROCEDURE

On signal, turn, then draw and engage targets with two rounds each while remaining in shooting area.

SCORING

SCORING: Virginia Count, 8 rounds, 40 points

TARGETS: 4 IPSC

SCORED HITS: Best 2/paper

START - STOP: Audible - Last shot

PENALTIES: Per current edition of USPSA Rule Book.

