



CM 06-10

Steely Speed VII

RULES: USPSA Rule Book, Current Edition

COURSE DESIGNER: Nationals Design Team

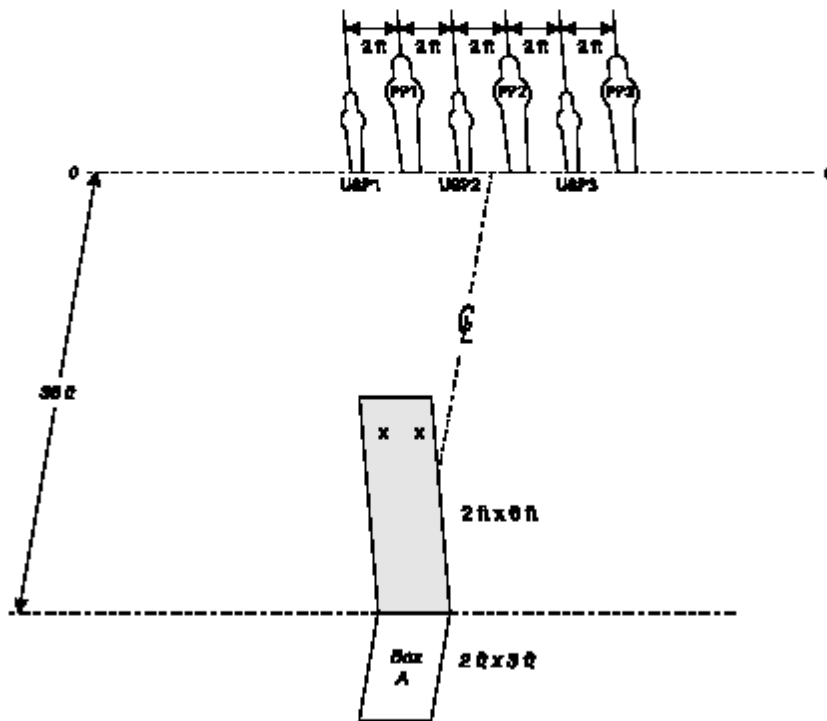
START POSITION: Standing behind barricade, hands on X's. Handgun is loaded and holstered as per ready condition in rule 8.1.1 and 8.1.2.

STAGE PROCEDURE

Upon start signal, engage all targets as visible. All rounds must be fired within the confines of the fault lines.

SCORING

SCORING: Comstock, 6 rounds, 30 points
TARGETS: 3 Pepper poppers, 3 US Poppers
SCORED HITS: KD = 1A
START - STOP: Audible - Last shot
PENALTIES: Per current edition of USPSA Rule Book.



SETUP NOTES: The popper array is centered on the 2-foot-by-6-foot barricade, 36 feet down range. The poppers are spaced 2 feet on center. Center of X's on barricade are 60 inches above ground, 12 inches apart, and each is 6 inches in from either edge.



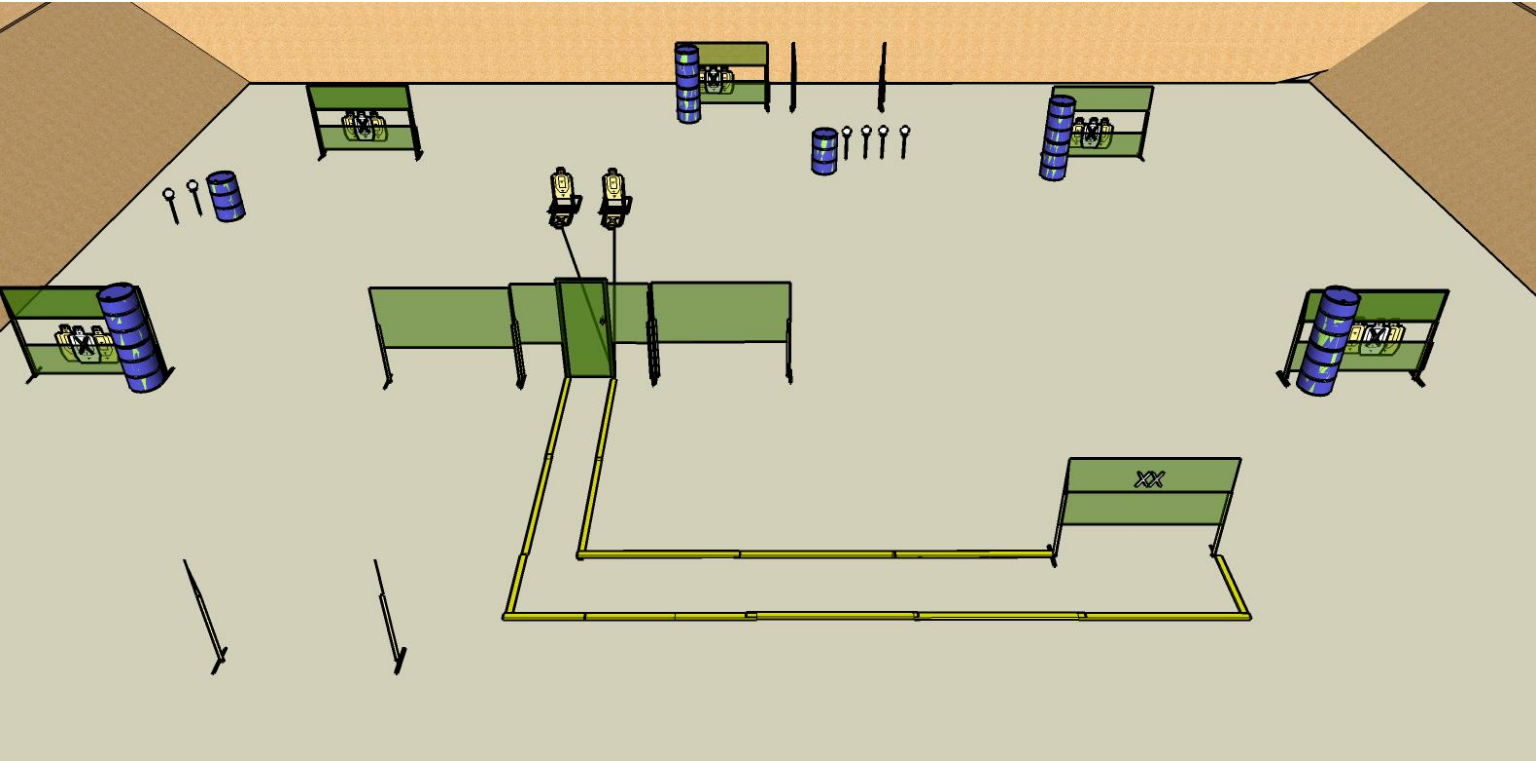


Stage 2

Course Designer: BPSA Design Team



START POSITION: Hands on XXs	
GUN READY CONDITION: Gun loaded and holstered as per USPSA rules 8.1.1 and 8.1.2.	SCORING: Comstock, 30 rounds, 150 points
STAGE PROCEDURE: Upon start signal, engage all targets from within shooting area.	TARGETS: 12 metric, 6 steel
	SCORED HITS: Best 2 per paper, steel must fall
	START-STOP: Audible - Last shot
	RULES: USPSA current edition



SETUP NOTES:

RO NOTES:



Stage 3

Course Designer: BPSA Design Team

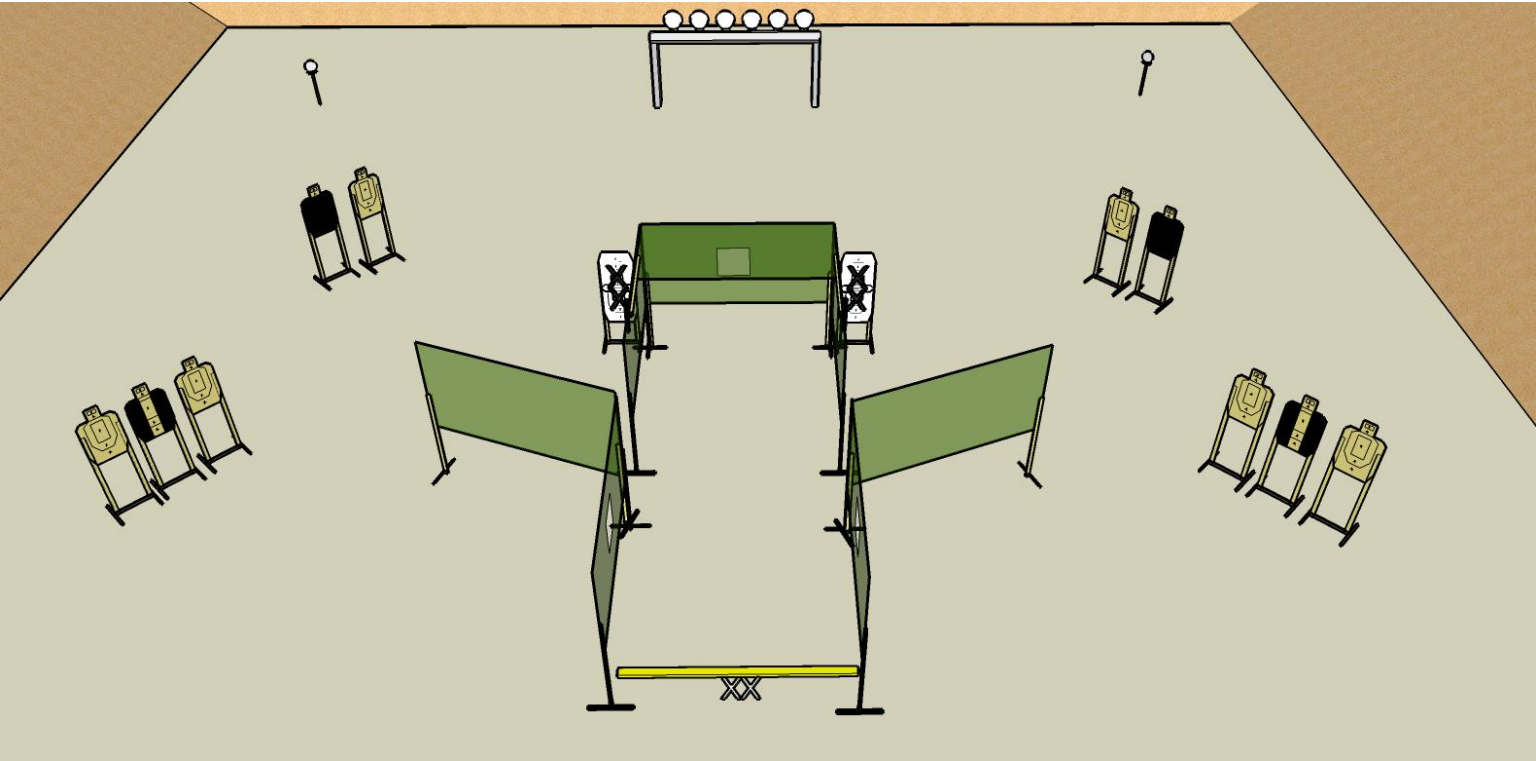


START POSITION: Standing outside the shooting area, toes on XXs, hands at sides.

GUN READY CONDITION: Gun loaded and holstered as per USPSA rules 8.1.1 and 8.1.2.

SCORING: Comstock, 28 rounds, 140 points
TARGETS: 10 metric, 8 steel
SCORED HITS: Best 2 per paper, steel must fall to score.
START-STOP: Audible - Last shot
RULES: USPSA current edition

STAGE PROCEDURE: Upon start signal, engage all targets from within shooting area.



SETUP NOTES:

RO NOTES:



Stage 4

Course Designer: BPSA Design Team



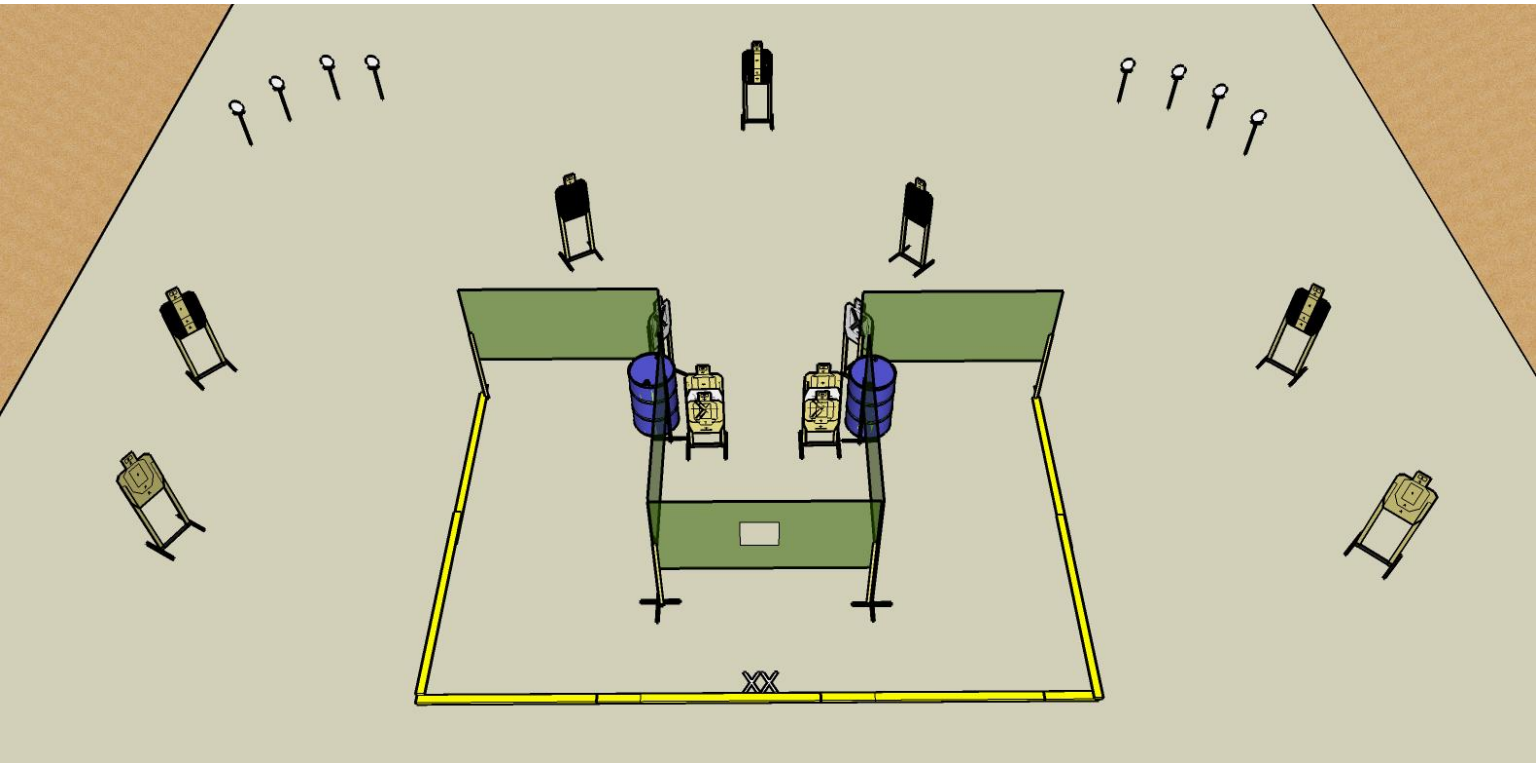
START POSITION: Standing in shooting area, heels on XXs, hands at sides.

GUN READY CONDITION: Gun loaded and holstered as per USPSA rules 8.1.1 and 8.1.2.

SCORING: Comstock, 30 rounds, 150 points
TARGETS: 11 metric, 8 steel

STAGE PROCEDURE: Upon start signal, engage targets as available.

SCORED HITS: Best 2 per paper, steel must fall
START-STOP: Audible - Last shot
RULES: USPSA current edition



SETUP NOTES:

RO NOTES:



Stage 5

Course Designer: BPSA Design Team

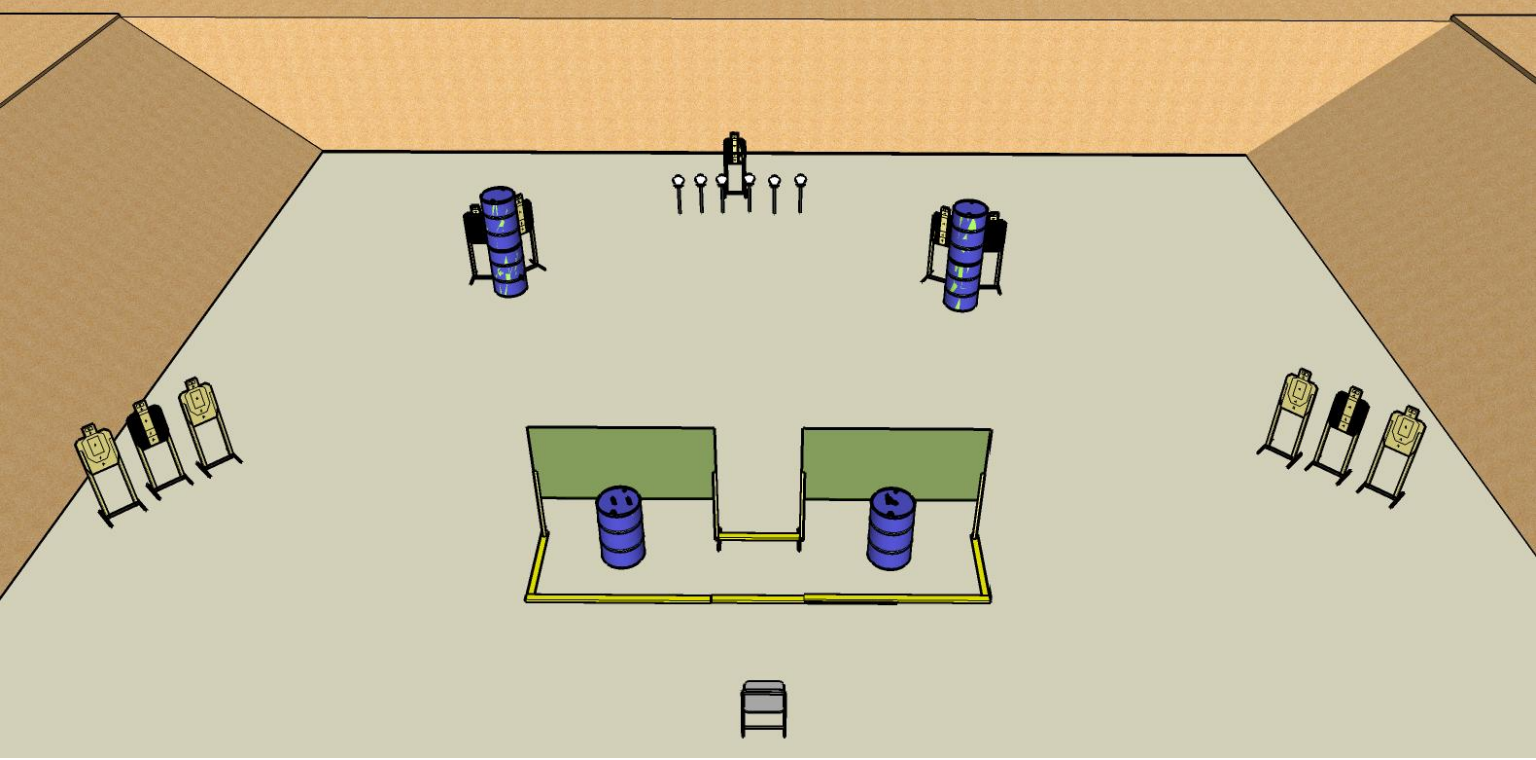


START POSITION: Seated in chair, hands on knees, feet flat on ground.

GUN READY CONDITION: Gun unloaded and placed on one of the barrels, all ammo to be used placed on the other barrel. No ammo on belt at start.

SCORING: Comstock, 28 rounds, 140 points
TARGETS: 11 metric, 6 steel
SCORED HITS: Best 2 per paper, steel must fall to score
START-STOP: Audible - Last shot
RULES: USPSA current edition

STAGE PROCEDURE: Upon start signal, engage all targets from within fault lines. Shooter may put ammo from barrel back on belt.



SETUP NOTES:

RO NOTES: