



## Make Up Your Mind

### Stage 1

Course Designer: Bob B.

## PEARLINGTON MATCH

**START POSITION:** Standing in shooting area, facing down range, with fingers touching x's.

**GUN READY CONDITION:** Gun loaded and holstered

**SCORING:** Comstock, 32 rounds, 160 points

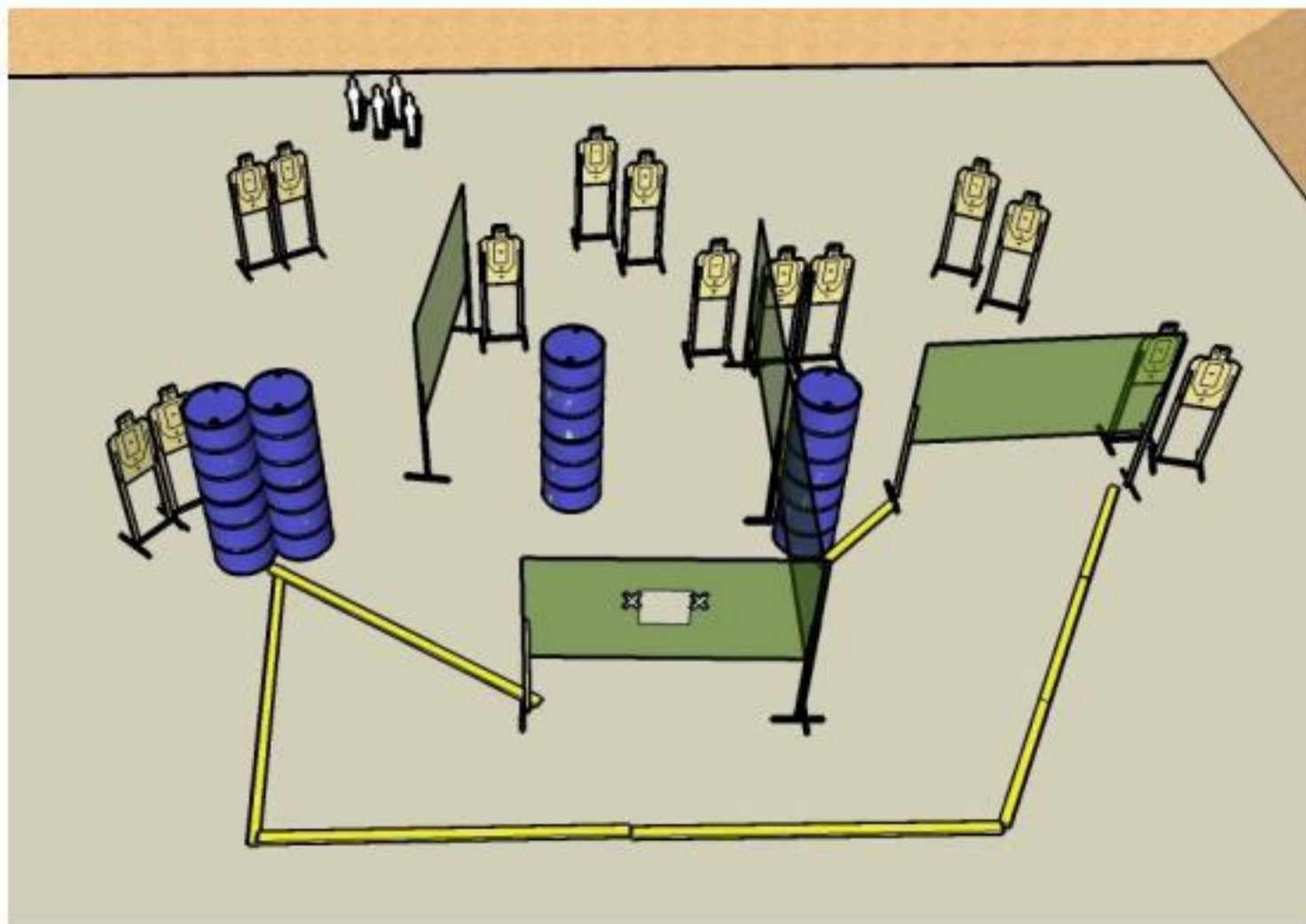
**TARGETS:** 14 METRIC, 4 Poppers

**STAGE PROCEDURE:** Upon start signal, engage all targets as they become visible from within shooting area.

**SCORED HITS:** Best 2 per paper

**START-STOP:** Audible - Last shot

**RULES:** USPSA current edition





**Balancing Act**  
**Stage 2**  
Course Designer: Bob B.

**PEARLINGTON**  
**MATCH**

**START POSITION:** Standing with toes on X's, hands relaxed at sides.

**GUN READY CONDITION:** Gun loaded and holstered

**SCORING:** Comstock, 28 rounds, 140 points

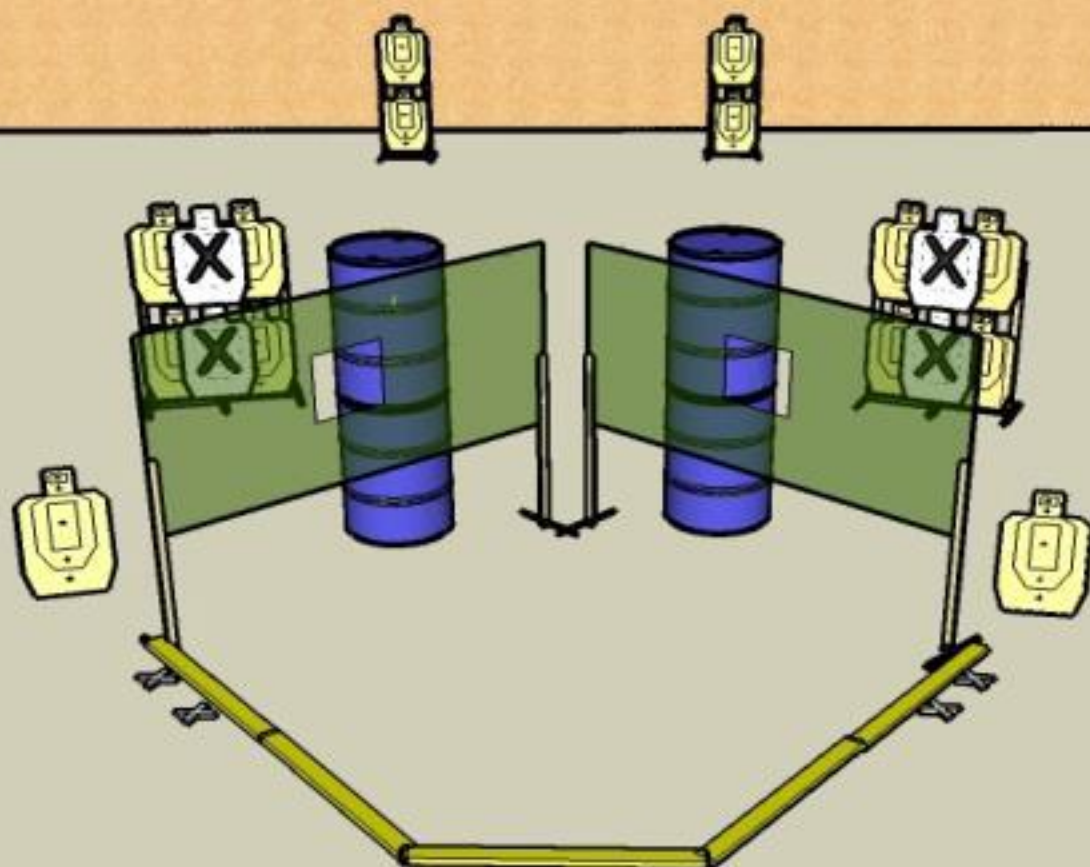
**TARGETS:** 14 Metric

**SCORED HITS:** Best 2 per paper

**START-STOP:** Audible - Last shot

**RULES:** USPSA current edition

**STAGE PROCEDURE:** Upon start signal, engage all targets as visible from within shooting area.





## Don't Worry Be Happy

### Stage 3

Course Designer: Bob B.

## PEARLINGTON MATCH

**START POSITION:** Standing facing down range, toes on x's .

**GUN READY CONDITION:** Gun loaded and holstered

**STAGE PROCEDURE:** On start signal, engage all targets as they become visible from within fault lines.

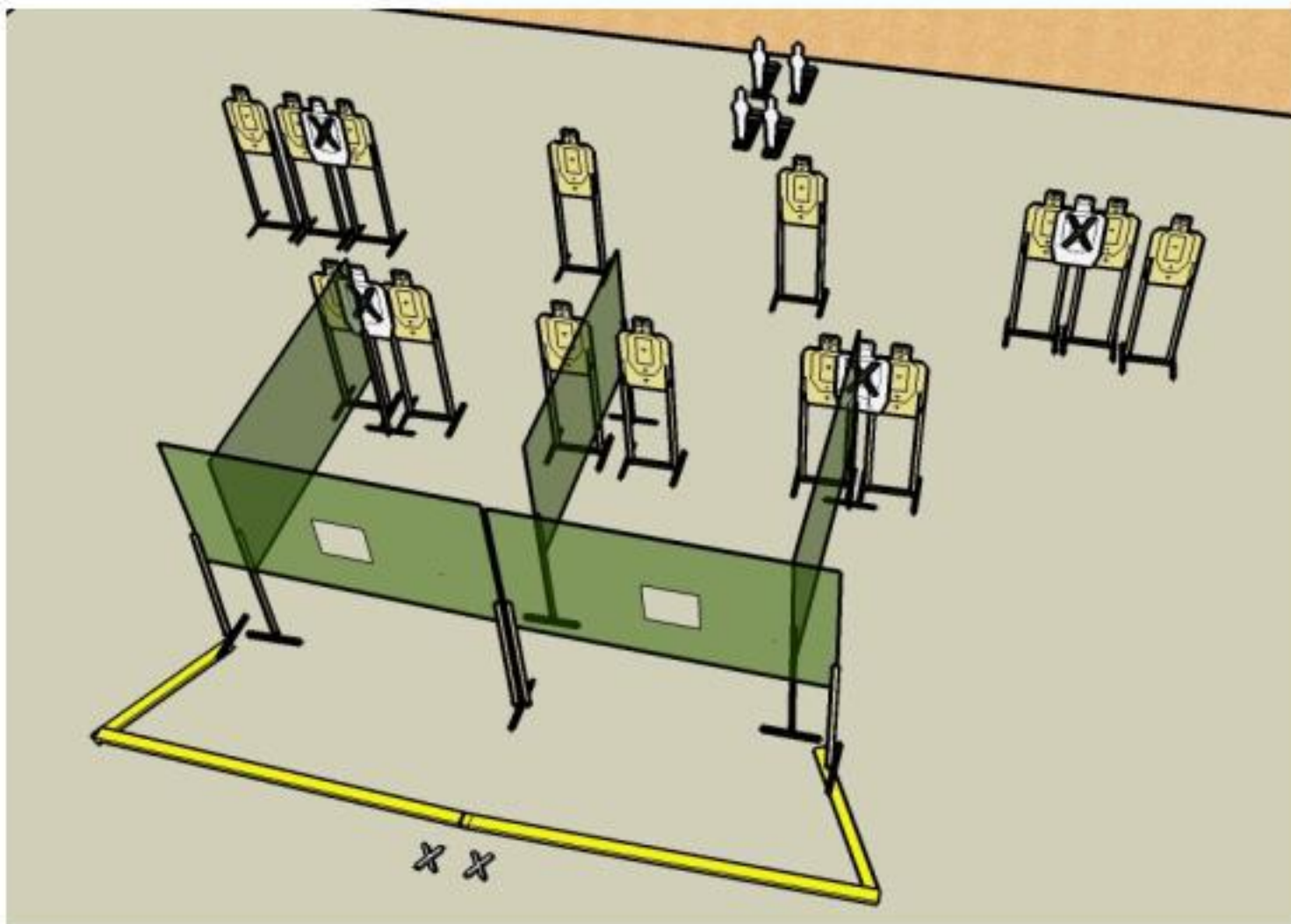
**SCORING:** Comstock, 32 Rounds, 160 points

**TARGETS:** 14 METRIC 4 Poppers

**SCORED HITS:** Best 2 per paper KD steel for score

**START-STOP:** Audible - Last shot

**RULES:** USPSA current edition







## Box Cutter

### Stage 4

Course Designer: Team Tom

## PEARLINGTON MATCH

**START POSITION:** Standing in any box, facing down range, hands naturally at sides.

**GUN READY CONDITION:** Gun loaded, holstered per USPSA rule book.

**STAGE PROCEDURE:** On start signal engage all targets as visible, only from within boxes.

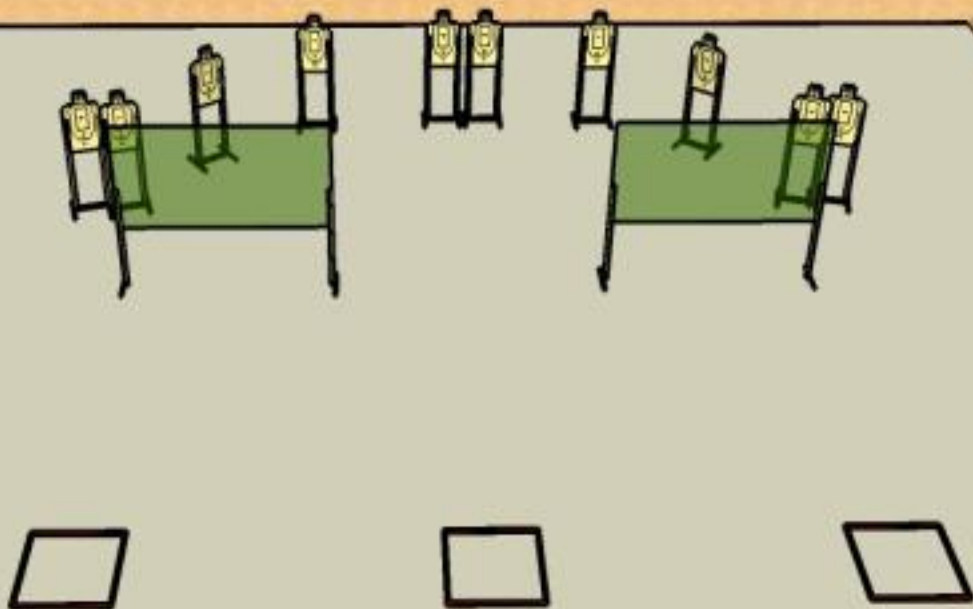
**SCORING:** Comstock, 20 rounds, 100 points

**TARGETS:** 10 METRIC

**SCORED HITS:** Best 2 per paper

**START-STOP:** Audible - Last shot

**RULES:** USPSA current edition





## CM 13-02

## Down The Middle

RULES: USPSA Handgun Competition Rules, Current Edition COURSE DESIGNER: US Nationals Design Team

**START POSITION:** Standing inside the fault lines, facing downrange, hands naturally at your sides. Gun is loaded and holstered.

### STAGE PROCEDURE

On the start signal, engage each target with two rounds only from within the fault lines.

### SCORING

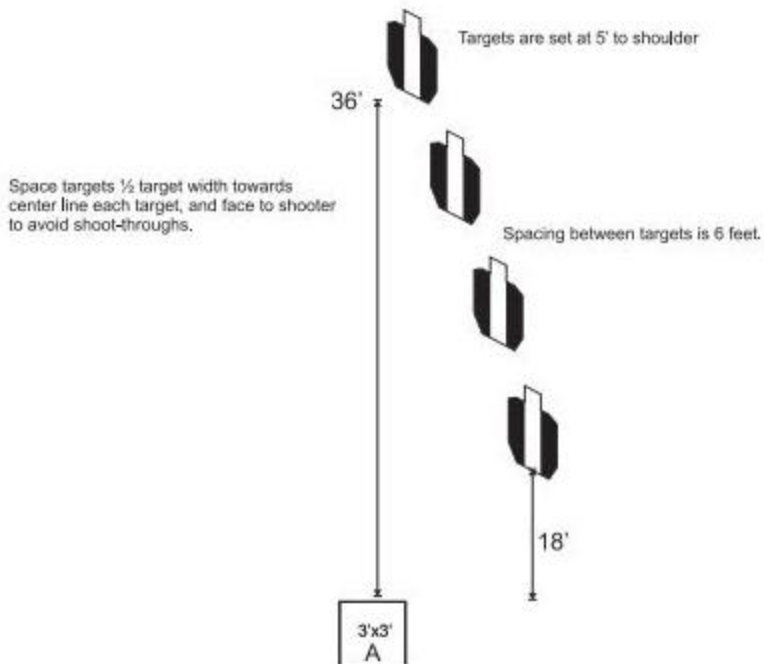
**SCORING:** Virginia Count, 8 rounds, 40 points

**TARGETS:** 4 Metric

**SCORED HITS:** Best 2/paper

**START • STOP:** Audible • Last shot

**PENALTIES:** Per current edition of USPSA Handgun Competition Rules



**SETUP NOTES:** Targets are spaced 6 feet apart, and a half-target width towards the center line. T1 is at 36 feet, T4 is at 18 feet from front of shooting area A. Hard cover is painted edge to edge of A scoring zone.

