



GOOD PROP BAD PROP

Stage 1

Course Designer: Bob B.

PEARLINGTON MATCH

START POSITION: Standing anywhere inside shooting area, facing down range, hands above head, with fingers interlaced.

GUN READY CONDITION: Gun loaded and holstered

SCORING: Comstock, 32 rounds, 160 points

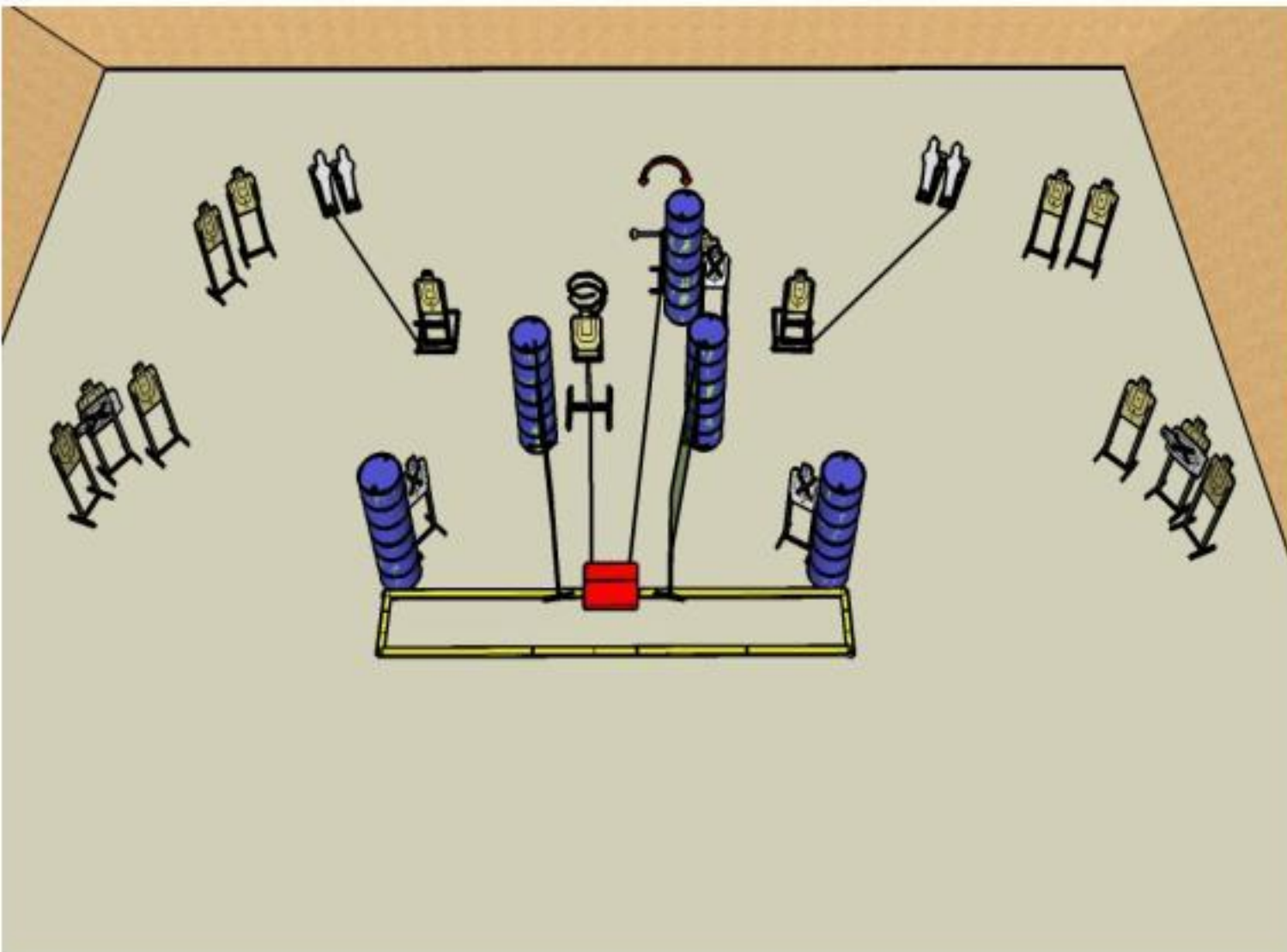
TARGETS: 14 METRIC, 4 Poppers

STAGE PROCEDURE: Upon start signal, engage all targets as they become visible from within shooting area.

SCORED HITS: Best 2 per paper

START-STOP: Audible - Last shot

RULES: USPSA current edition





MIRROR

Stage 3

Course Designer: Bob B.

PEARLINGTON MATCH

START POSITION: Standing facing down range, fingers touching x's.

GUN READY CONDITION: Gun loaded and holstered

SCORING: Comstock 32 rounds, 160 points

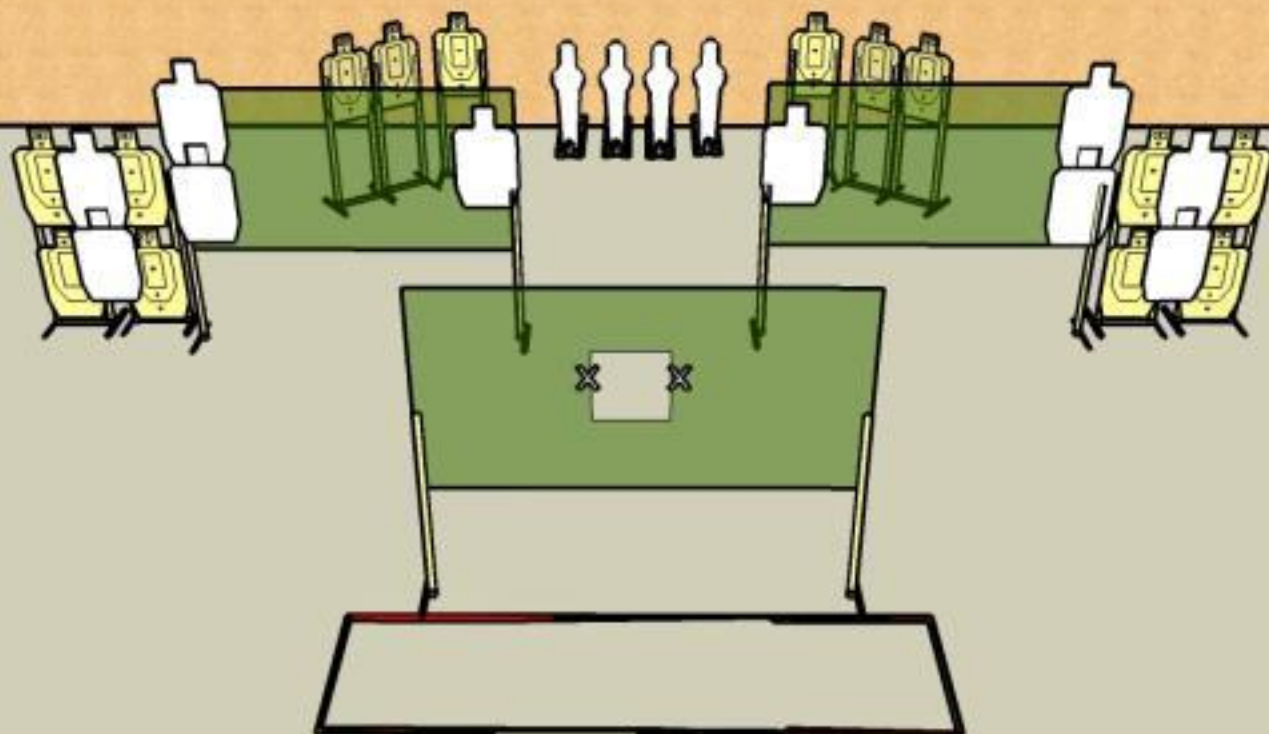
TARGETS: 14 METRIC, 4 Poppers

STAGE PROCEDURE:

On start signal, engage targets as they become visible from within shooting area.

SCORED HITS: Best 2 per paper

START-STOP: Audible - Last shot





CM 03-05

Paper Poppers

RULES: Practical Shooting Handbook, Latest Edition COURSE DESIGNER: Clif King - Modifications by US Design Team

START POSITION: Standing in Box A, hands at surrender position (wrists above shoulders). Handgun is loaded and holstered as per ready condition in rule 8.1.1 and 8.1.2.

STAGE PROCEDURE

Upon start signal, engage either Array 1, or Array 2, perform a mandatory reload and engage the second array. Paper requires two rounds each and steel must fall to score. A mandatory reload is required whenever changing arrays. Array 1 = paper; Array 2 = steel.

SCORING

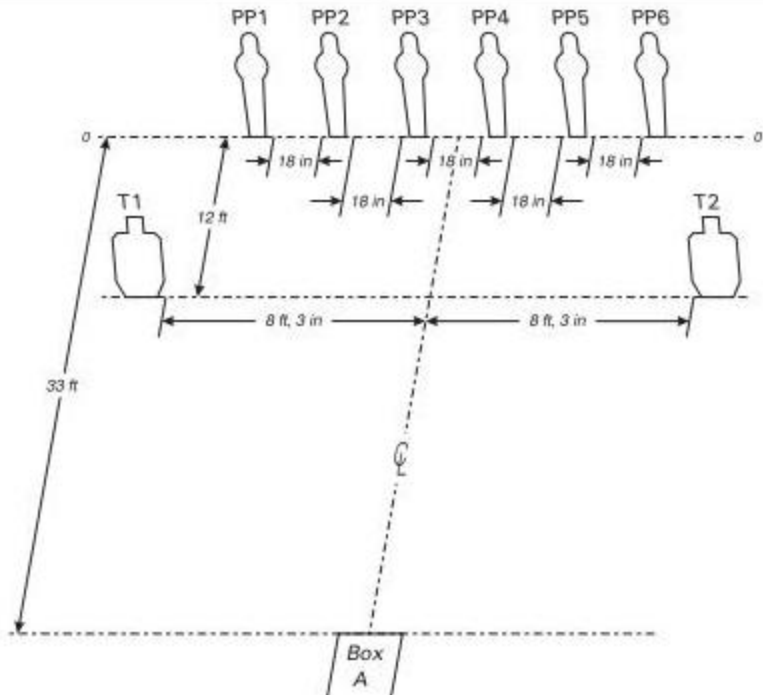
SCORING: Comstock, 10 rounds, 50 points

TARGETS: 2 IPSC, 6 Pepper poppers

SCORED HITS: Best 2/paper, KD = 1 A

START - STOP: Audible - Last shot

PENALTIES: Per current edition USPSA Practical Shooting Handbook.





Outside Inside Standards

Stage 4

Course Designer: Bob B.

**PEARLINGTON
MATCH**

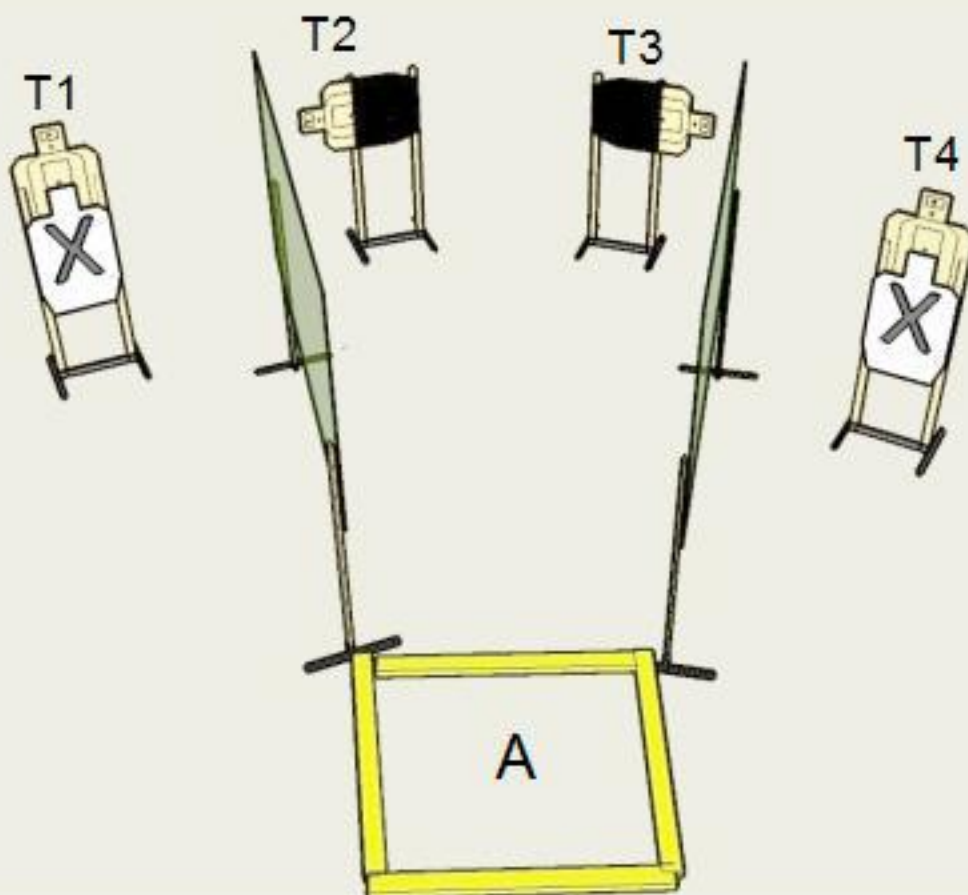
START POSITION : Standing in Box A, both arms hanging relaxed at sides or both wrists above respective shoulders, shooter's choice.

GUN READY CONDITION: Gun loaded and holstered

STAGE PROCEDURE : String 1. From Box A engage T-1 with only 6 rounds. Then make a mandatory reload and engage T-4 with only 6 rounds.

String 2. Hand position opposite of string one. Upon start signal, from Box A, engage T-2 with only 6 rounds. Then make a mandatory reload and engage T-3 with only 6 rounds.

SCORING: Virginia Count 24 rounds, 120 points
TARGETS: 4 METRIC
SCORED HITS: Best 6 /paper
START-STOP: Audible - Last shot
RULES: USPSA current edition





Star In Motion
Stage 2
Course Designer: Bob B.

PEARLINGTON
MATCH

START POSITION: Standing facing down range toes touching x's hands naturally at sides.

GUN READY CONDITION: Gun loaded and holstered

SCORING: Comstock, 22 rounds, 160 points

TARGETS: 9 Metric, 4 Plates

STAGE PROCEDURE: On start signal, engage all targets as they become visible from within fault lines.

SCORED HITS: Best 2 per paper

START-STOP: Audible - Last shot

RULES: USPSA current edition

