

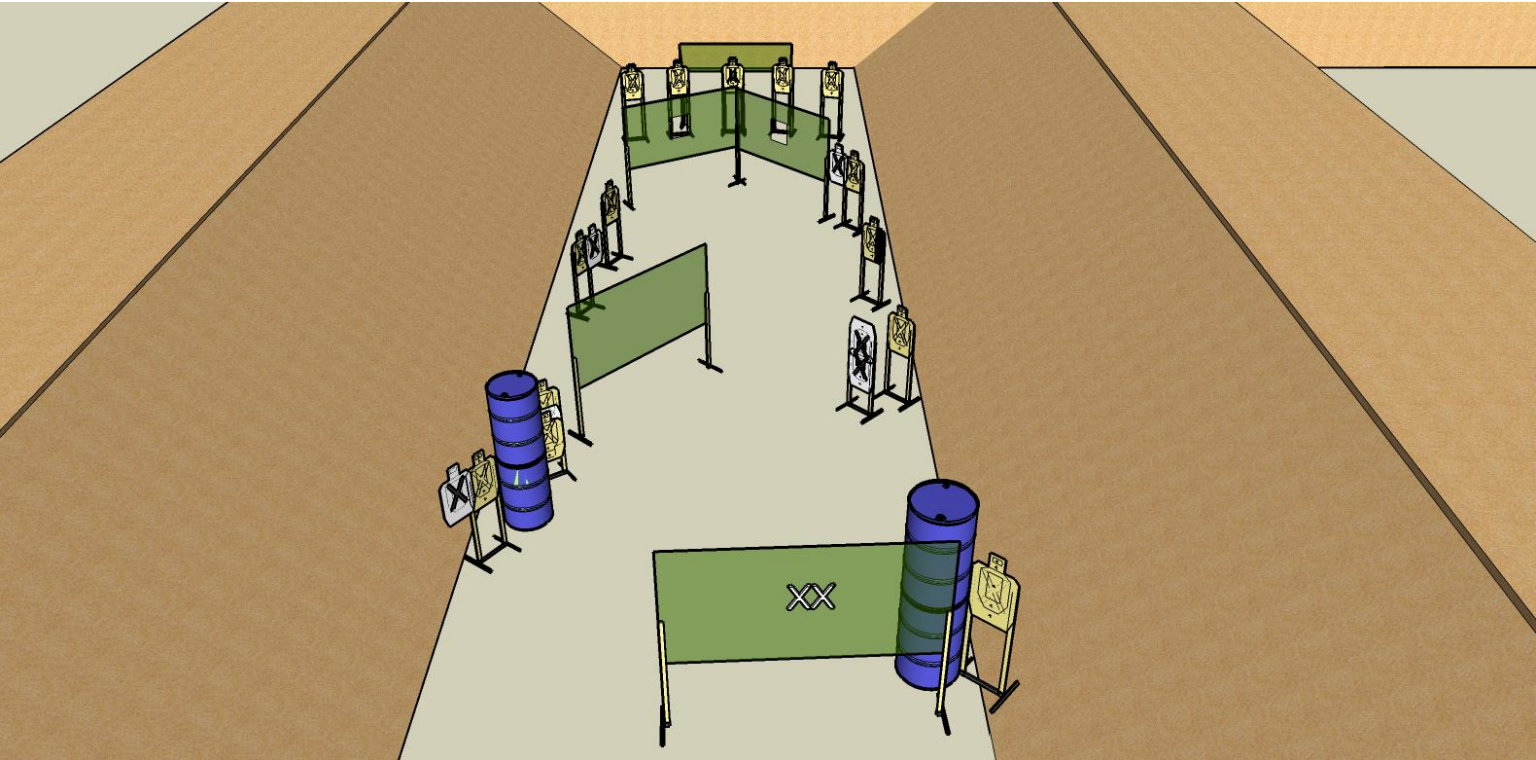


# Stage 1

Course Designer: BPSA Design Team



<b>START POSITION:</b> Hands on XXs.	
<b>GUN READY CONDITION:</b> Gun loaded and holstered.	<b>SCORING:</b> Comstock, 28 rounds, 140 points
<b>STAGE PROCEDURE:</b> Upon Start Signal engage targets.	<b>TARGETS:</b> 14 metric
	<b>SCORED HITS:</b> Best 2 per paper
	<b>START-STOP:</b> Audible - Last shot
	<b>RULES:</b> USPSA current edition



<b>SETUP NOTES:</b> no fault lines	<b>RO NOTES:</b>
------------------------------------	------------------

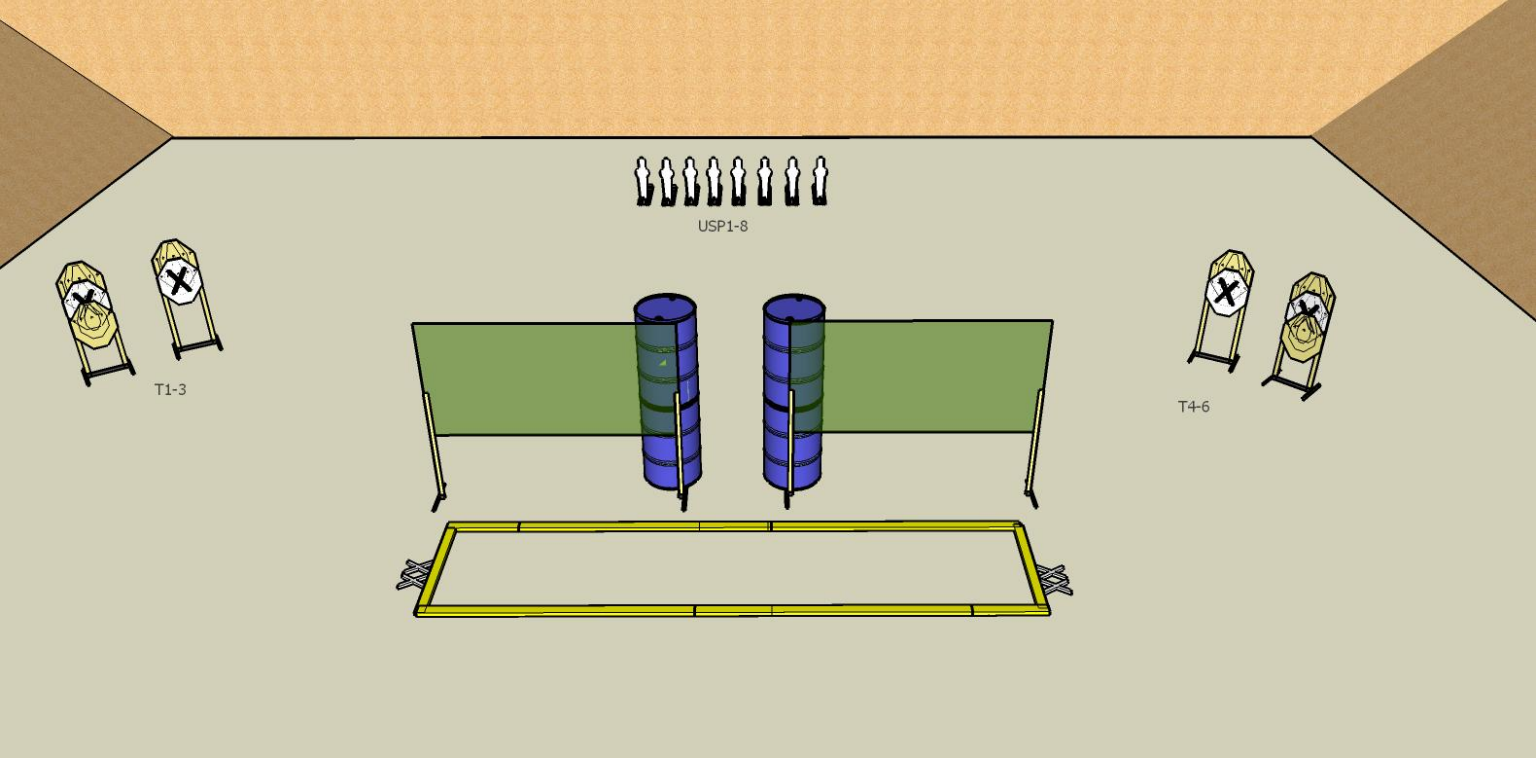


## Stage 2

Course Designer: BPSA Design Team



<b>START POSITION:</b> Standing outside the shooting area, toes or heels touching either XXs	
<b>GUN READY CONDITION:</b> Gun loaded and holstered.	<b>SCORING:</b> Comstock, 20 rounds, 100 points
<b>STAGE PROCEDURE:</b> Upon start signal, engage targets from within fault lines. Last six shots must be fired strong hand only.	<b>TARGETS:</b> 6 classic , 8 steel
	<b>SCORED HITS:</b> Best 2 per paper, steel must fall to score
	<b>START-STOP:</b> Audible – Last shot
	<b>RULES:</b> USPSA current edition



**SETUP NOTES:**

**RO NOTES:** Last six shots must be fired strong hand only. Assess procedural per each shot that competitor fails to do so.



**RULES:** Practical Shooting Handbook, Latest Edition    **COURSE DESIGNER:** Joe DeSimone

**START POSITION:** Standing in Box A with palms flat on barricade covering X marks. Handgun is loaded and holstered as per ready condition in rule 8.1.1 and 8.1.2.

### STAGE PROCEDURE

Upon start signal, from Box A, engage the appropriate targets from either side of the barricade. Then make a mandatory reload and from Box A engage the appropriate targets from the other side of the barricade. T1 and T2 must be engaged from only the left side of the barricade. T3 and T4 must be engaged from only the right side of the barricade. T5, PP1 and PP2 may be engaged from either side of the barricade. No further reload is required to engage targets after completing the original stage procedure.

### SCORING

**SCORING:** Comstock, 12 rounds, 60 points

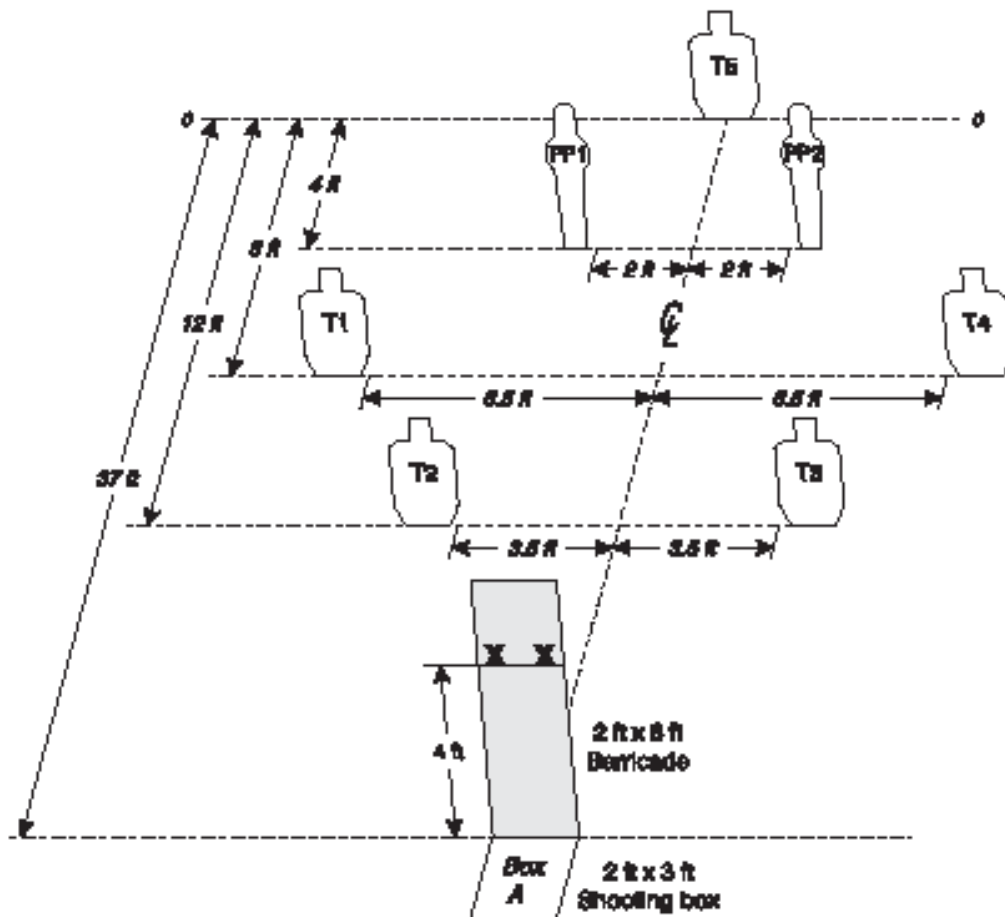
**TARGETS:** 5 IPSC, 2 Pepper poppers

**SCORED HITS:** Best 2/paper, KD = 1 A

**START - STOP:** Audible - Last shot

**PENALTIES:** Per current edition of USPSA Practical Shooting Handbook.

Failure to perform mandatory reload will result in one procedural penalty for each shot fired.



**SETUP NOTES:** Set paper targets to 5 feet high at shoulders. X marks are placed 6 inches inside each edge of barricade.





## Stage 4

Course Designer: BPSA Design Team



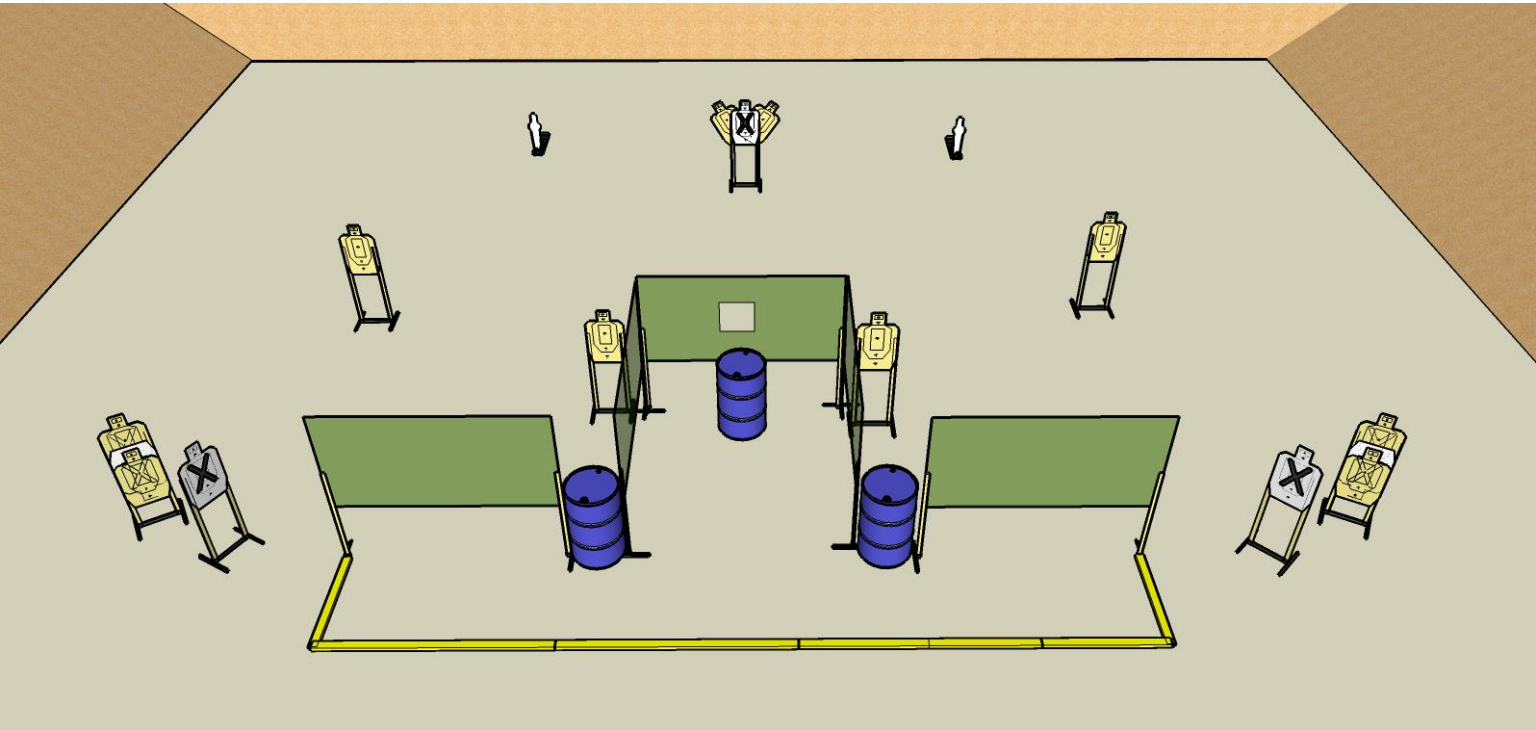
**START POSITION:** Unloaded gun on one barrel, all ammo to be used for the course on another barrel, shooter starts with palms flat on the third barrel. Shooter picks whichever barrels to put ammo, gun, and to start from, one on each.

**GUN READY CONDITION:** See above.

**SCORING:** Comstock, 32 rounds, 160 points  
**TARGETS:** 10 metric, 2 steel  
**SCORED HITS:** Best 3 per paper, steel must fall to score.  
**START-STOP:** Audible - Last shot  
**RULES:** USPSA current edition

**STAGE PROCEDURE:** Upon start signal, engage targets from within fault lines.

NOTE: best 3 hits per paper!



**SETUP NOTES:**

**RO NOTES:**

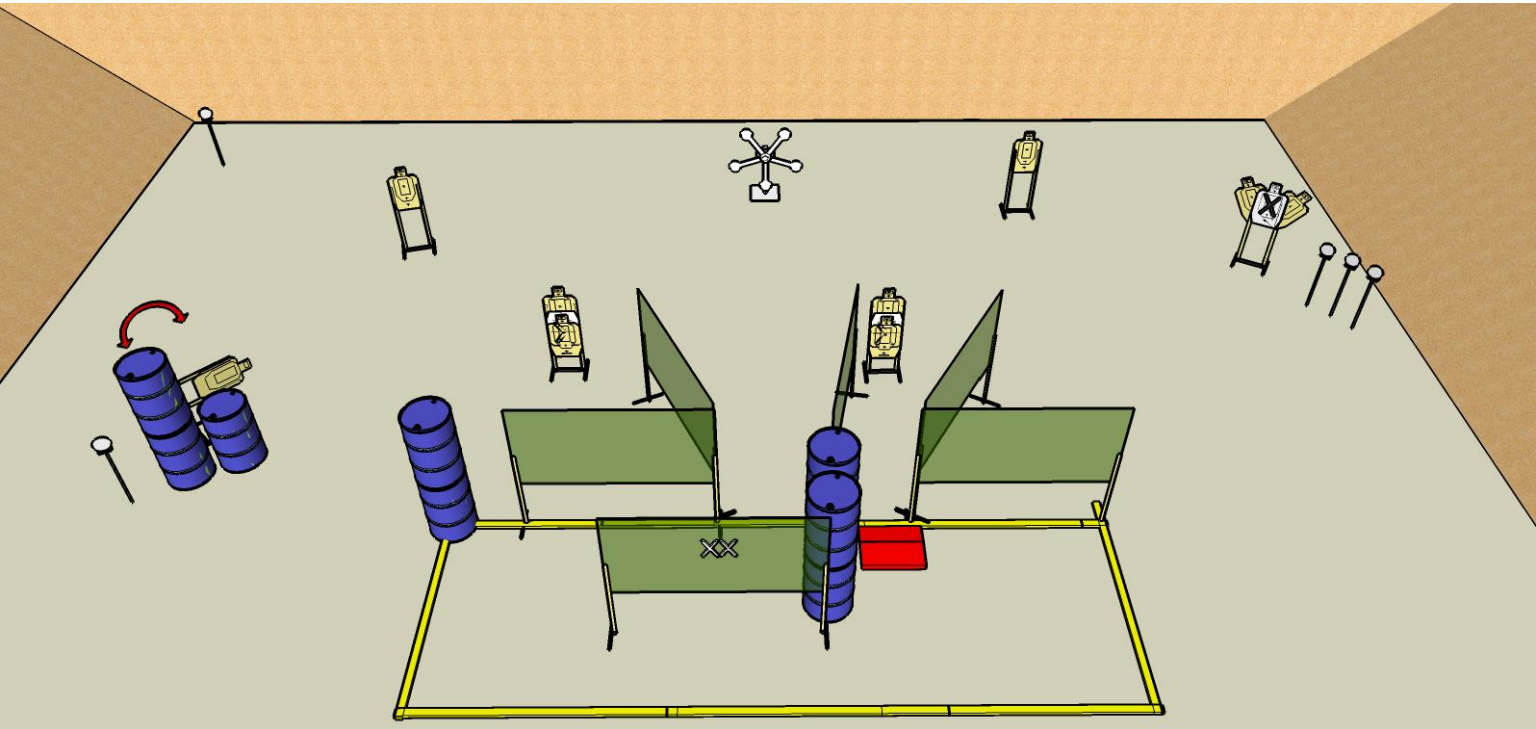


## Stage 5

Course Designer: BPSA Design Team



<b>START POSITION:</b> Hands on XXs.	
<b>GUN READY CONDITION:</b> Gun loaded and holstered.	<b>SCORING:</b> Comstock, 28 rounds, 140 points
<b>STAGE PROCEDURE:</b> Upon start signal, engage targets from within the fault lines. Stomp box activates swinger.	<b>TARGETS:</b> 9 metric, 10 steel
	<b>SCORED HITS:</b> Best 2 per paper, steel must fall to score
	<b>START-STOP:</b> Audible - Last shot
	<b>RULES:</b> USPSA current edition



<b>SETUP NOTES:</b> set plate in top left corner as far back as humanly possible.	<b>RO NOTES:</b>
---	------------------