



Stage 1

Course Designer: BPSA Design Team



START POSITION: Standing in box, facing down range, both hands holding rope.

GUN READY CONDITION: Gun loaded and holstered.

STAGE PROCEDURE: Upon Start Signal, pull rope to activate swinger, then from within box engage T1-T3 with two shots each, perform a mandatory reload and re-engage T1-T3 with two shots each.

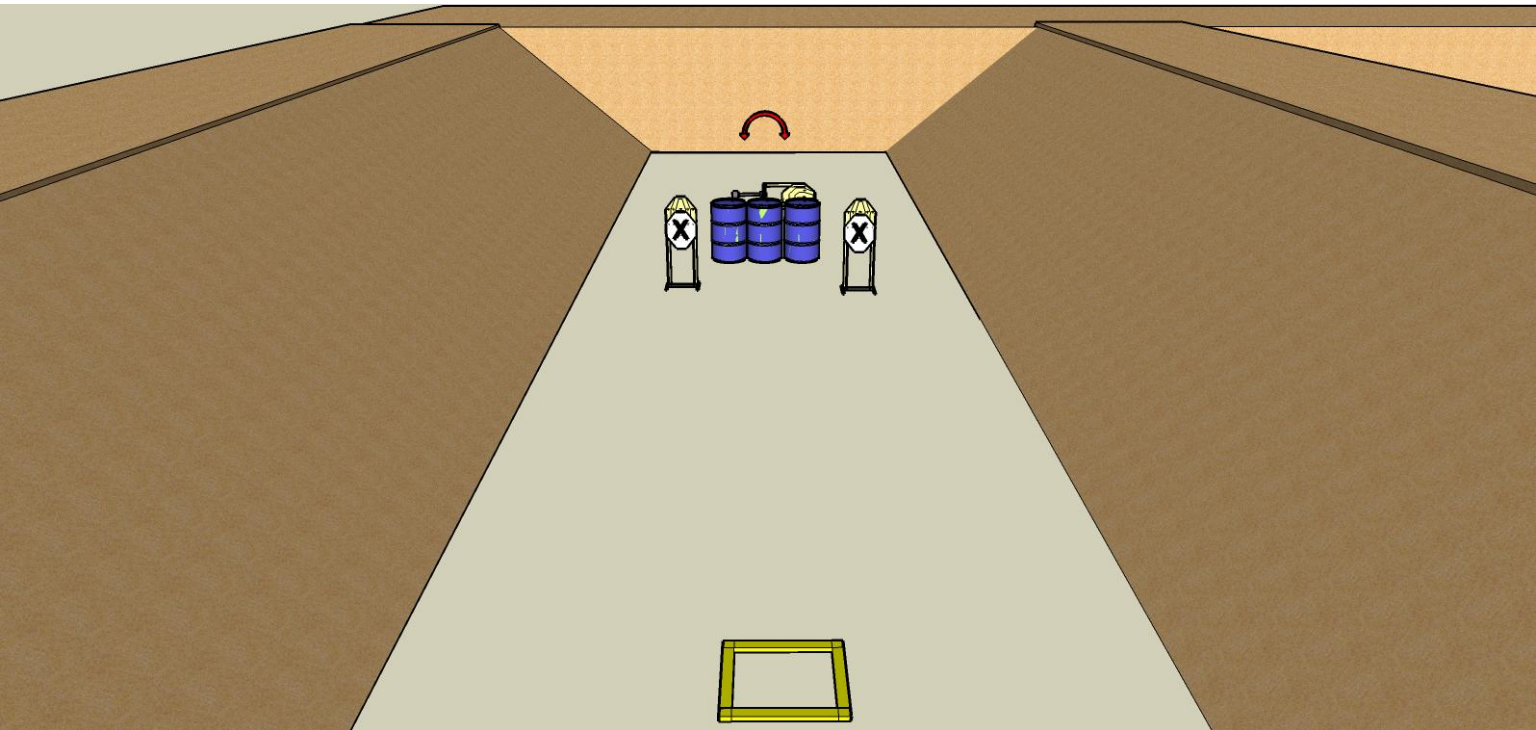
SCORING: Virginia Count, 12 rounds, 60 points

TARGETS: 3 classic

SCORED HITS: Best 4 per paper

START-STOP: Audible - Last shot

RULES: USPSA current edition



SETUP NOTES: Rope from swinger to box to activate swinger.

RO NOTES: Speed shoot. Virginia count.



CM 99-28

Hillbillton Drill

RULES: Practical Shooting Handbook, Latest Edition **COURSE DESIGNER:** Joe Cabigas—Modifications by US Design Team

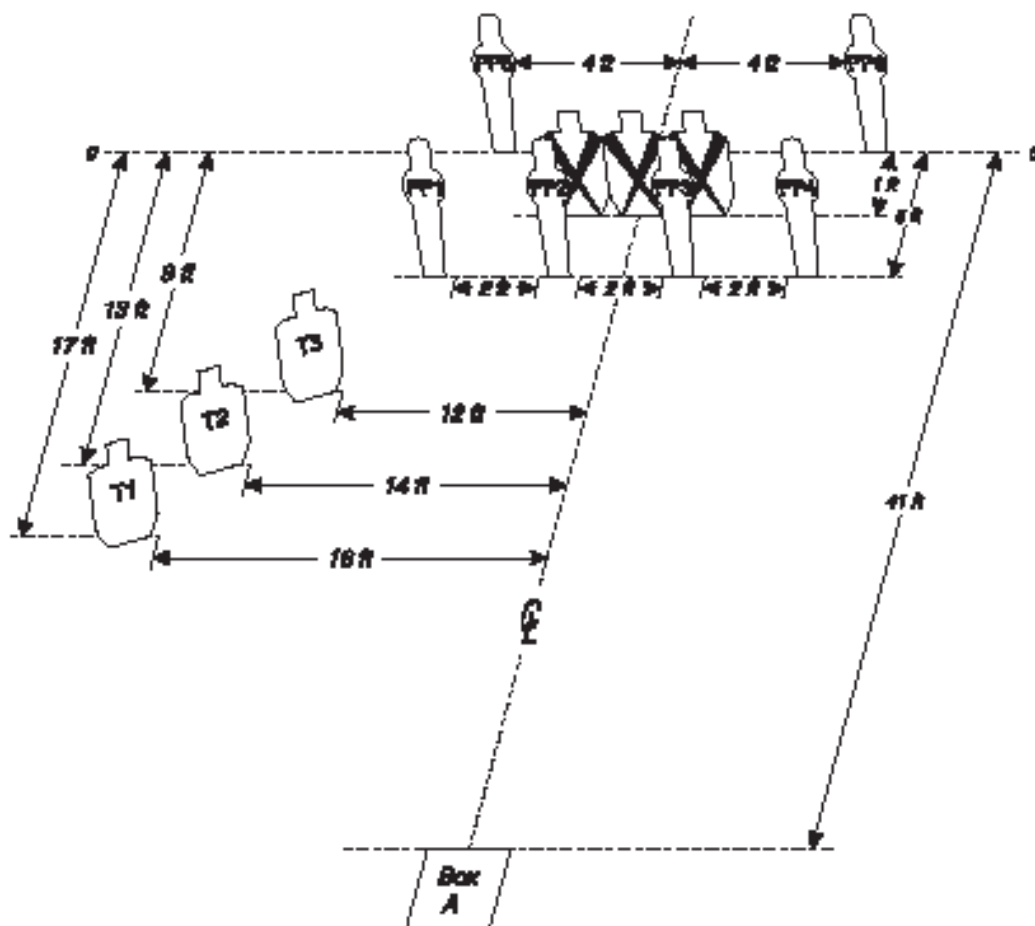
START POSITION: Standing in Box A facing targets with both wrists above respective shoulders. Handgun is loaded and holstered as per ready condition in rule 8.1.1 and 8.1.2.

STAGE PROCEDURE

Upon start signal, from Box A, engage only T1-T3, perform a mandatory reload, and from Box A engage PP1-PP6.

SCORING

SCORING: Comstock, 12 rounds, 60 points
TARGETS: 3 IPSC, 6 Pepper poppers
SCORED HITS: Best 2/paper, KD = 1 A
START - STOP: Audible - Last shot
PENALTIES: Per current edition of USPSA Practical Shooting Handbook.
Failure to perform the mandatory reload will result in one procedural penalty per shot fired.



SETUP NOTES: Angle T1-T3 toward shooting Box A with right edge of each target placed at distances indicated. Box A is 3 feet by 3 feet. Set paper targets and no-shoots to 5 feet high at shoulders. No-shoots



are set with edges touching the next no-shoot. The array is then centered with the middle no-shoot centered on the center line.



Stage 3

Course Designer: BPSA Design Team



START POSITION: Facing downrange, hands on XXs.

GUN READY CONDITION: Gun loaded and holstered.

SCORING: Fixed Time , 12 rounds, 60 points

TARGETS: 6 classic

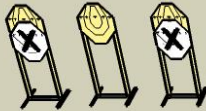
STAGE PROCEDURE: 8 SECONDS fixed time. Upon Start Signal, from within shooting area engage T1-T3, perform a mandatory reload, then engage T4-T6. Arrays can be engaged in either order.

SCORED HITS: Best 2 per paper

START-STOP: Audible - Audible

RULES: USPSA current edition

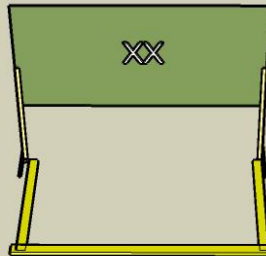
Stacking of shots not allowed. Assess one procedural penalty for each shot in excess of the specified rounds per target. Asses one procedural penalty for each overtime shot.



T1-T3



T4-T6



SETUP NOTES: Set fault lines inside wall edge so opposite array cannot be engaged from around wall.

RO NOTES: Short course. Fixed time is virginia count. Record misses as no penalty misses (NPM) in nook. Allow .3 seconds for the horn on all timing. Example: 8.30 is not overtime, 8.31 is overtime.



Stage 4

Course Designer: BPSA Design Team



START POSITION: Standing outside the shooting area, facing downrange, hands at sides, toes on XXs.

GUN READY CONDITION: Gun loaded and holstered.

SCORING: Comstock, 32 rounds, 160 points

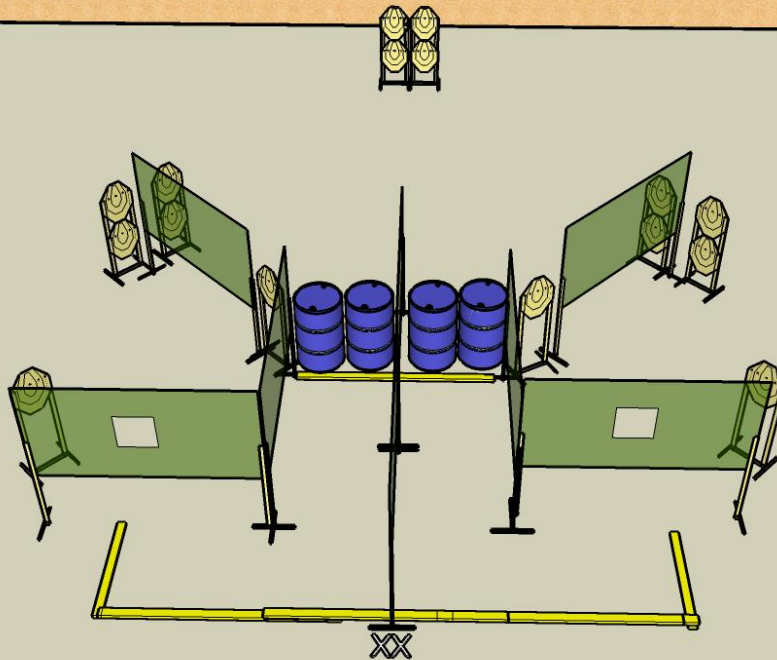
TARGETS: 16 classic

STAGE PROCEDURE: Upon start signal, engage targets from within fault lines

SCORED HITS: Best 2 per paper

START-STOP: Audible - Last shot

RULES: USPSA current edition



SETUP NOTES: set fault lines in from edges of walls just past ports to prevent shooting around walls.

RO NOTES:



Stage 5

Course Designer: BPSA Design Team

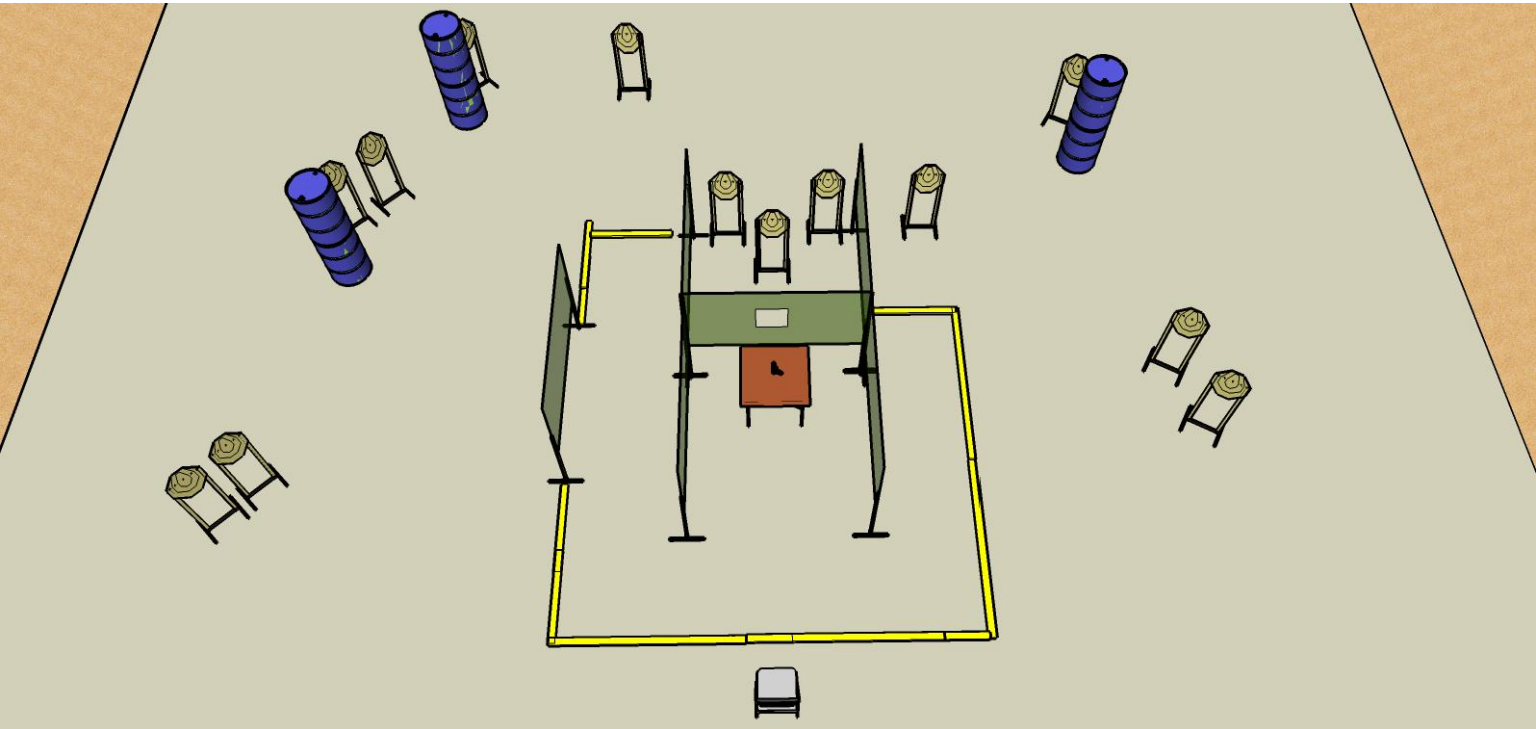


START POSITION: Seated in chair, feet flat on ground, hands on knees, back against chair.

GUN READY CONDITION: Gun unloaded on table, slide forward, hammer down, trigger guard over mark.

SCORING: Comstock, 26 rounds, 130 points
TARGETS: 13 classic
SCORED HITS: Best 2 per paper
START-STOP: Audible - Last shot
RULES: USPSA current edition

STAGE PROCEDURE: Upon start signal, engage targets from within shooting area.



SETUP NOTES: If no table, use barrel.

RO NOTES:



Stage 6

Course Designer: BPSA Design Team



START POSITION: Seated in chair A, feet flat on ground, back touching back of chair, holding steering wheel with both hands.

GUN READY CONDITION: Gun loaded and placed on chair

SCORING: Comstock, 28 rounds, 140 points

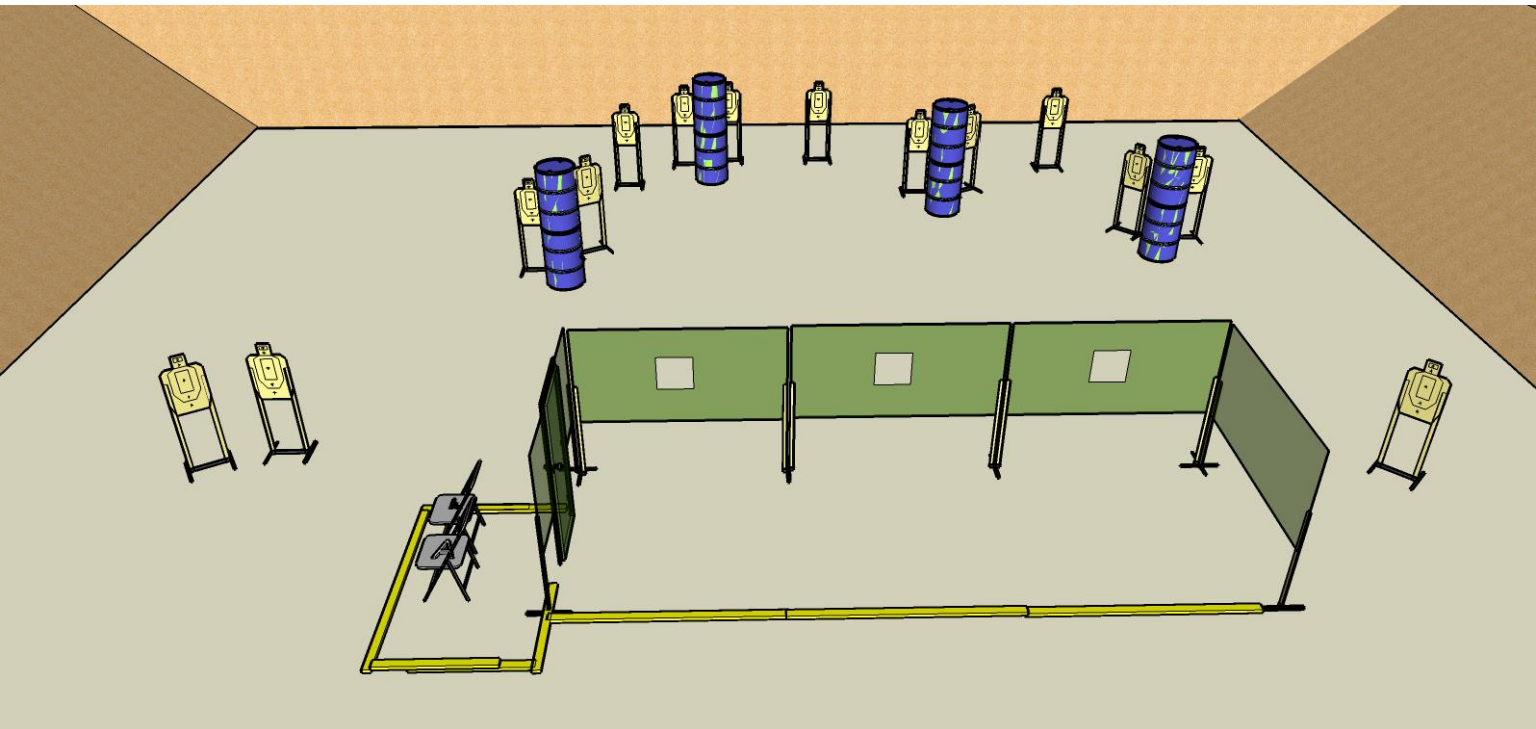
TARGETS: 14 classic

STAGE PROCEDURE: Upon start signal, engage targets from within fault lines.

SCORED HITS: Best 2 per paper

START-STOP: Audible - Last shot

RULES: USPSA current edition



SETUP NOTES: setup stands approximately as shown, will adjust Saturday morning.

RO NOTES: