



# CM 09-14

# Eye Of The Tiger

RULES: USPSA Rule Book, Current Edition

COURSE DESIGNER: Russell Cluver

**START POSITION:** Standing in shooting area facing directly uprange, toes against the back of the box, hands relaxed at sides. Handgun is loaded and holstered as per ready condition in rule 8.1.1 and 8.1.2.

### STAGE PROCEDURE

On signal, turn, then draw and engage targets with only two rounds each from the shooting area.

### SCORING

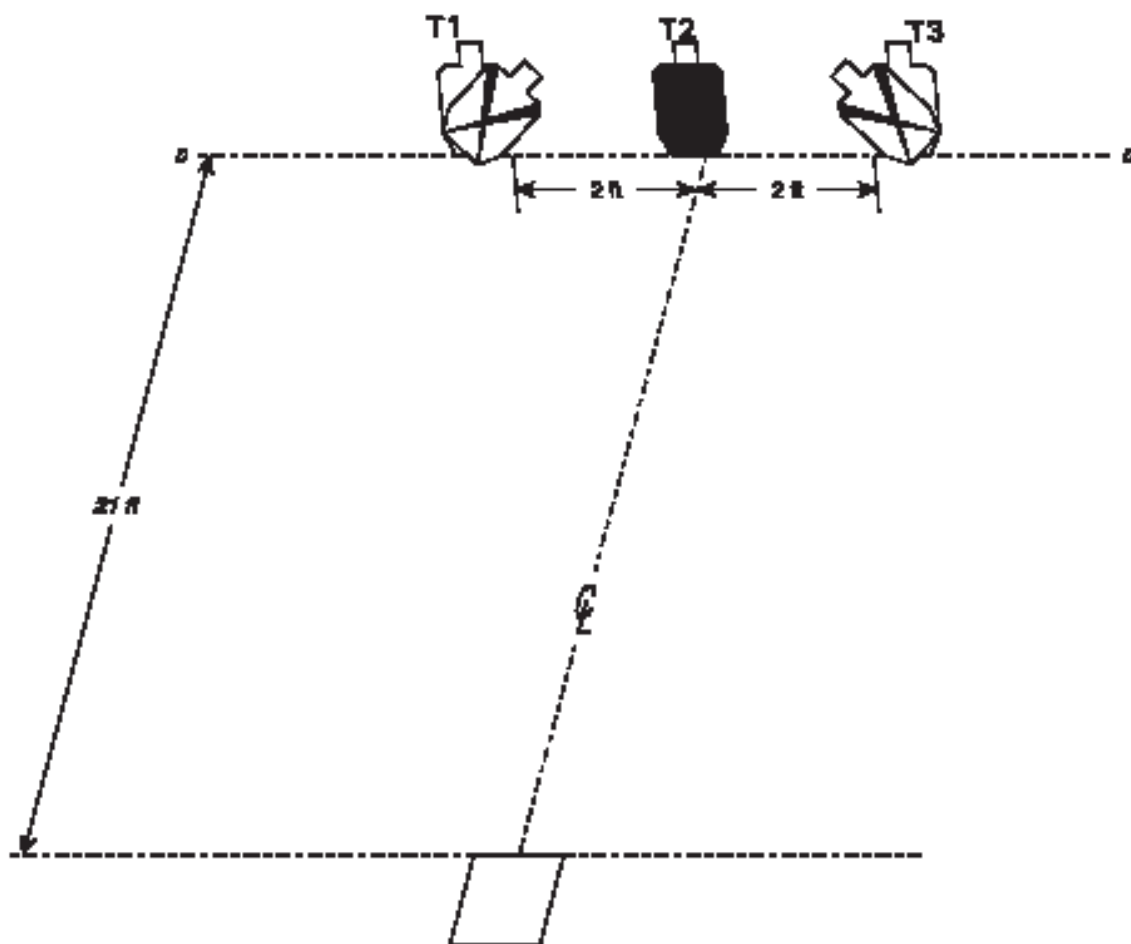
**SCORING:** Virginia Count, 6 rounds, 30 points

**TARGETS:** 3 IPSC

**SCORED HITS:** Best 2/paper

**START - STOP:** Audible - Last shot

**PENALTIES:** Per current edition of USPSA Rule Book.



**SETUP NOTES:** Set paper targets to 5 feet high at shoulders. Shooting box is 3 feet by 3 feet. No-shoots are angled at 45 degrees to shoot targets. Overlay the top shoulder point of the no-shoots with the top should-



der point of each target. The 45-degree shoulder angle should be parallel with the top horizontal edge of each target.



## Stage 2

Course Designer: Gerwin Henn



**START POSITION:**

**GUN READY CONDITION:**

**SCORING:** Comstock, \_\_\_ rounds, \_\_\_ points

**TARGETS:**

**SCORED HITS:** Best 2 per paper, steel must fall to score

**START-STOP:** Audible - Last shot

**RULES:** USPSA current edition

**STAGE PROCEDURE:**



**SETUP NOTES:**

**RO NOTES:**



# Stage 3

Course Designer: BPSA Design Team



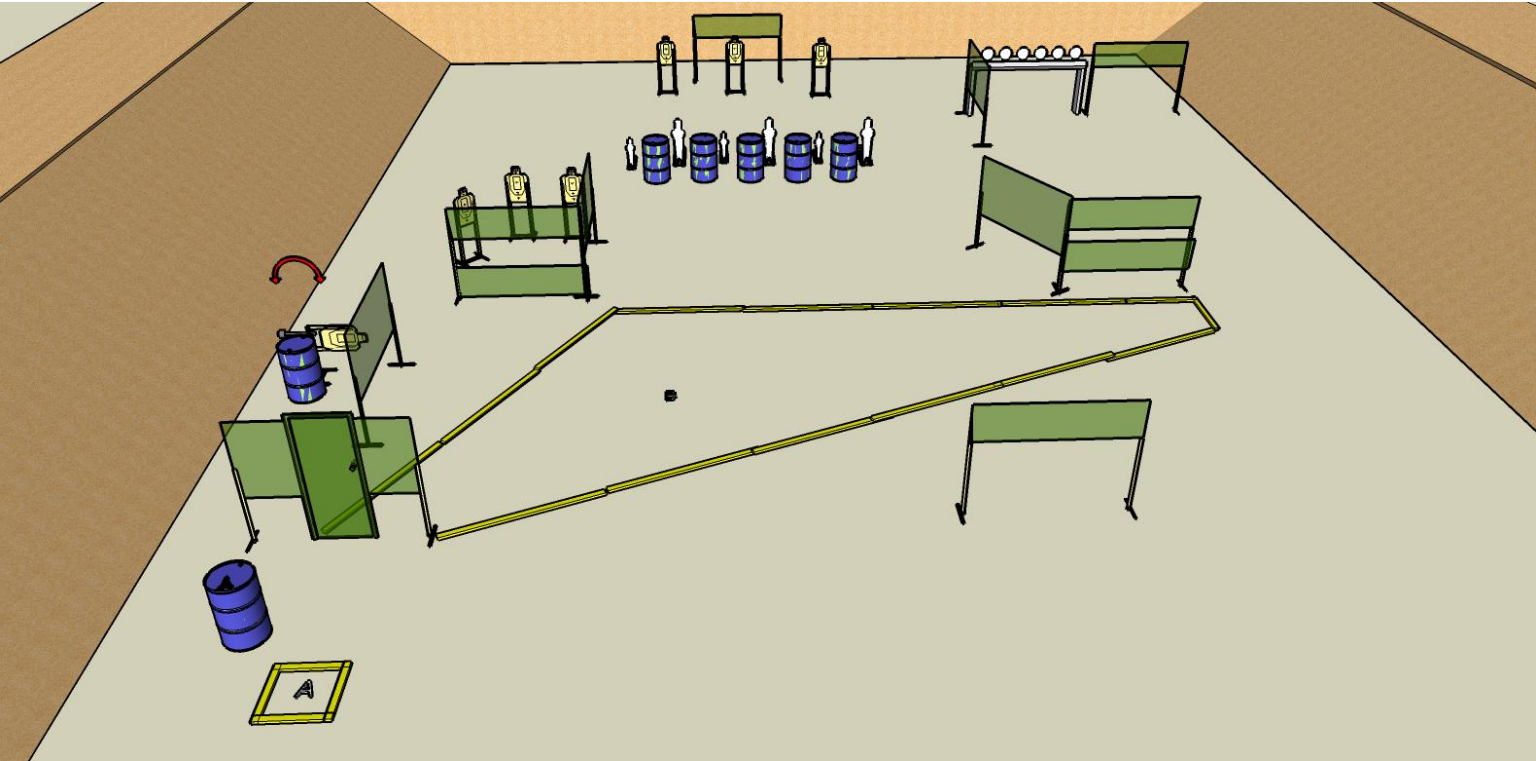
**START POSITION:** Standing in box A, hands interlaced behind head.

**GUN READY CONDITION:** Gun unloaded and placed on barrel, slide forward or cylinder closed. No ammo on barrel.

**SCORING:** Comstock, 26 rounds, 130 points  
**TARGETS:** 7 metric, 12 steel

**STAGE PROCEDURE:** Upon start signal, engage all targets from within shooting area B. Opening door activates swinger.

**SCORED HITS:** Best 2 per paper, steel must fall  
**START-STOP:** Audible - Last shot  
**RULES:** USPSA current edition



**SETUP NOTES:**

**RO NOTES:**



## Stage 4

Course Designer: BPSA Design Team

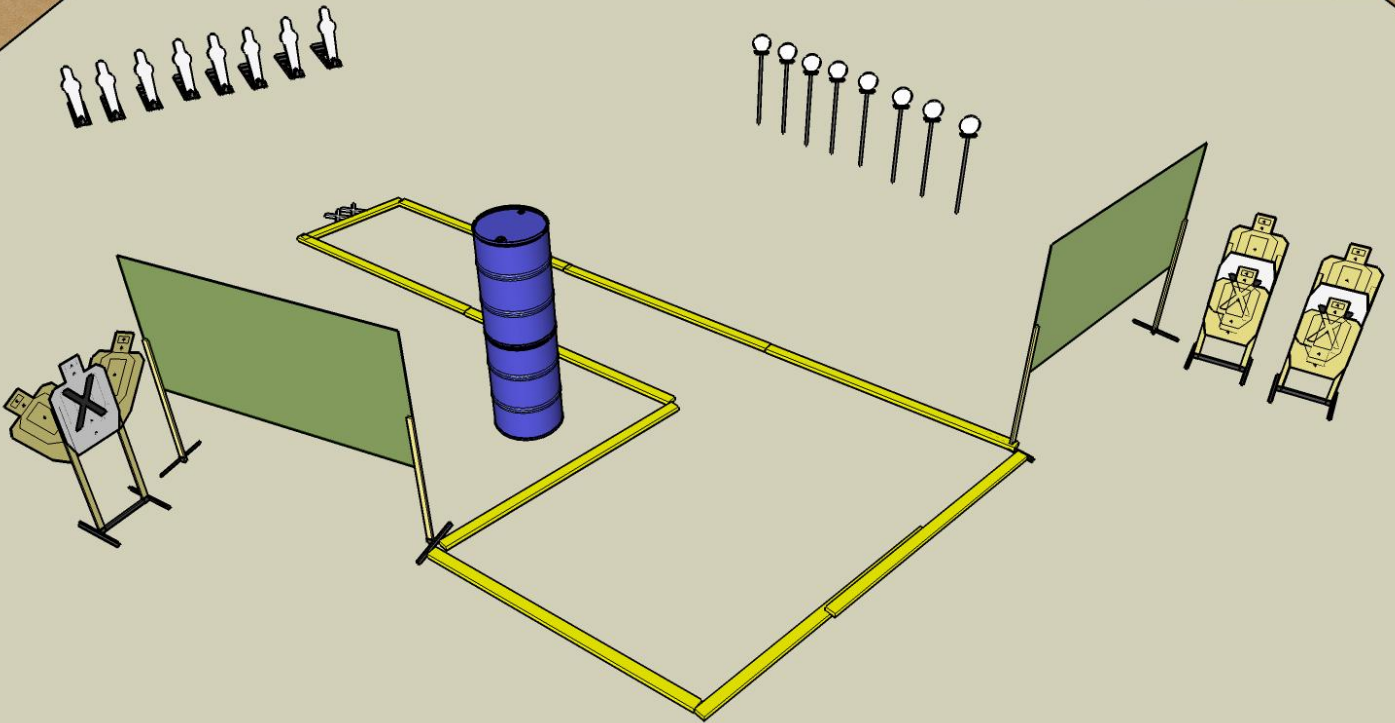


**START POSITION:** Standing outside the shooting area, heels on XXs, hands at sides.

**GUN READY CONDITION:** Gun loaded and holstered as per USPSA rules 8.1.1 and 8.1.2.

**SCORING:** Comstock, 28 rounds, 140 points  
**TARGETS:** 6 metric, 16 steel  
**SCORED HITS:** Best 2 per paper, steel must fall to score.  
**START-STOP:** Audible - Last shot  
**RULES:** USPSA current edition

**STAGE PROCEDURE:** Upon start signal, engage all targets from within fault lines.



SETUP NOTES:

RO NOTES:



## Stage 5

Course Designer: BPSA Design Team

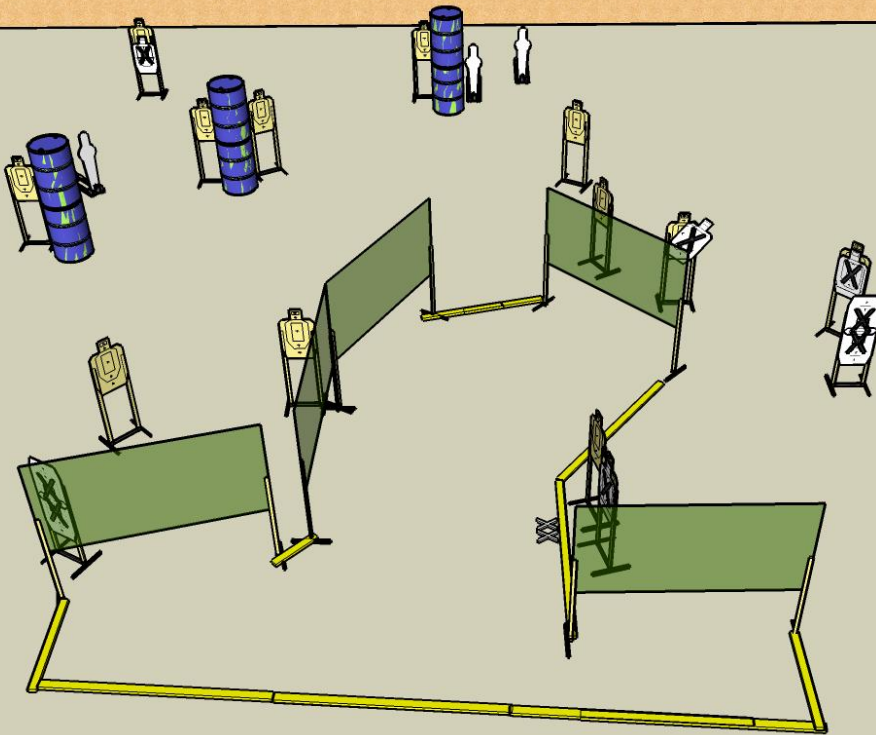


**START POSITION:** Toes on XXs, hands at sides.

**GUN READY CONDITION:** Gun loaded and holstered as per USPSA rules 8.1.1 and 8.1.2.

**SCORING:** Comstock, 29 rounds, 145 points  
**TARGETS:** 13 metric, 3 steel  
**SCORED HITS:** Best 2 per paper, steel must fall to score  
**START-STOP:** Audible - Last shot  
**RULES:** USPSA current edition

**STAGE PROCEDURE:** Upon start signal, engage all targets from within fault lines.



**SETUP NOTES:**

**RO NOTES:**