



## Stage 1

Course Designer: MSSA Design Team

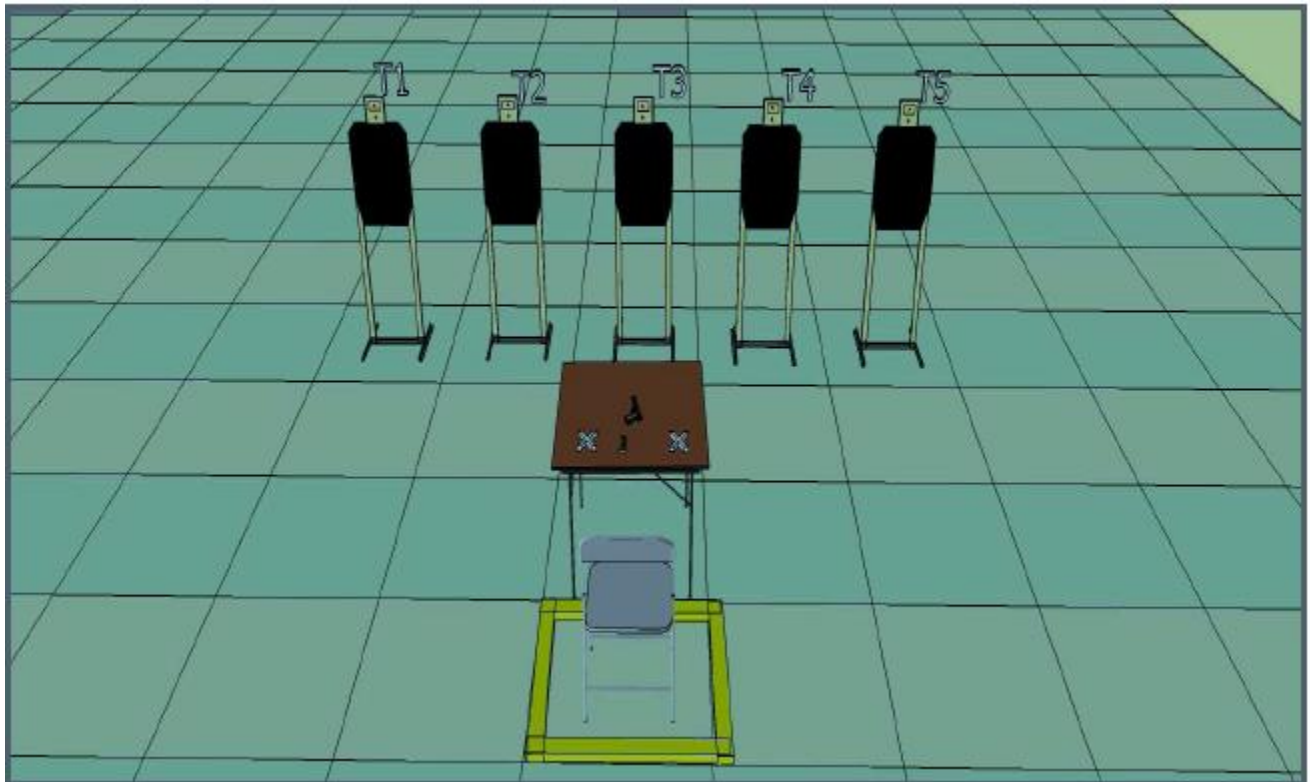


**START POSITION:** Seated in chair in shooting area, palms flat on X's.

**GUN READY CONDITION:** Gun loaded, flat, unsupported and placed on table.

**STAGE PROCEDURE:** Upon Start Signal, engage T1-T5 with one round each, make a mandatory reload, and re-engage T1-T5 with one round each from within the shooting area.

**SCORING:** Virginia Count, 10 rounds, 50 points  
**TARGETS:** 5 metric  
**SCORED HITS:** Best 2 per paper  
**START-STOP:** Audible - Last shot  
**RULES:** USPSA current edition



**SETUP NOTES:**

**RO NOTES:**



# CM 99-10

# Times Two

RULES: Practical Shooting Handbook, Latest Edition COURSE DESIGNER: US Design Team

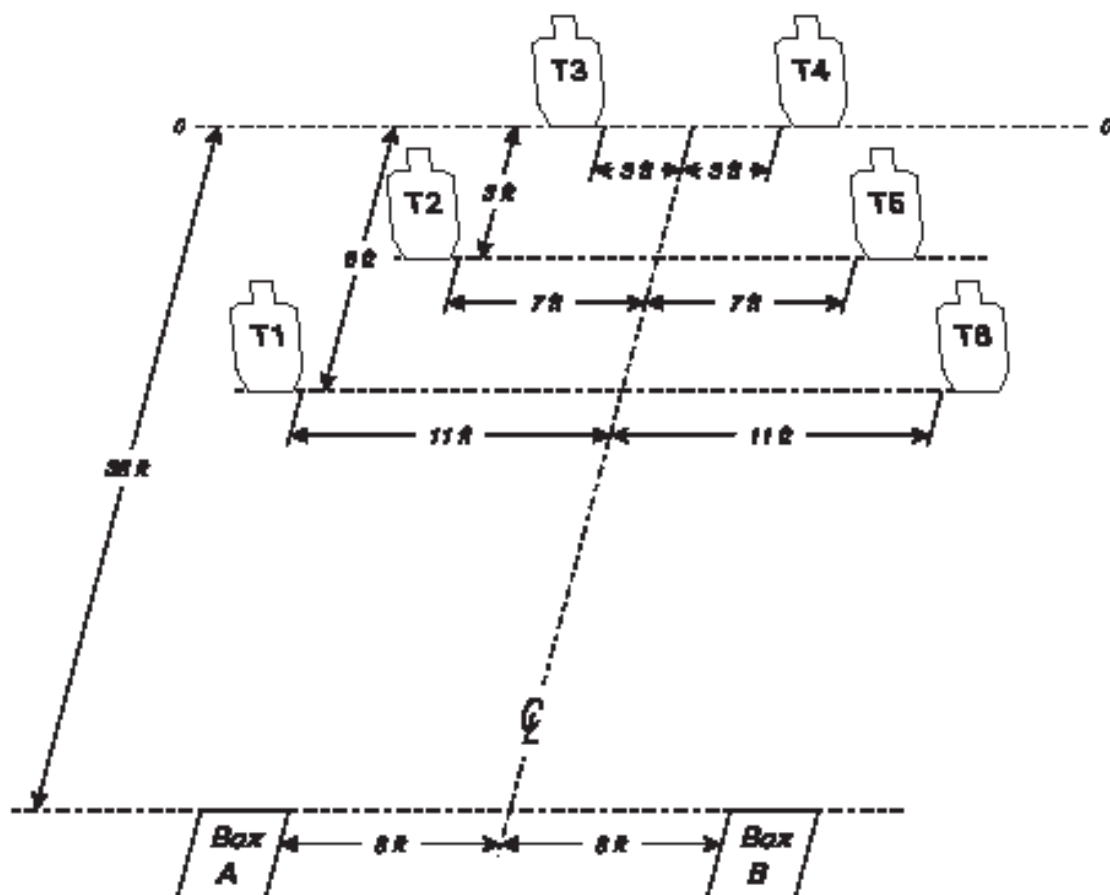
**START POSITION:** Standing in either Box A or Box B, both arms hanging relaxed at sides. Handgun is loaded and holstered as per ready condition in rule 8.1.1 and 8.1.2.

### STAGE PROCEDURE

From Box A engage only T1-T3 with two rounds each.  
From Box B engage only T4-T6 with two rounds each. Start in either Box A or Box B. Upon start signal, from the starting box engage the appropriate targets. Move to the remaining box and engage the appropriate targets.

### SCORING

**SCORING:** Comstock, 12 rounds, 60 points  
**TARGETS:** 6 IPSC  
**SCORED HITS:** Best 2/paper  
**START - STOP:** Audible - Last shot  
**PENALTIES:** Per current edition USPSA Practical Shooting Handbook.



**SETUP NOTES:** Set paper targets to 5 feet high at shoulders. Shooting boxes are 3 feet by 3 feet.





### Stage 3

Course Designer: MSSA Design Team



**START POSITION:** Facing downrange, standing directly behind barrel, both hands touching barrel.

**GUN READY CONDITION:** Gun loaded and holstered.

**SCORING:** Comstock, 24 rounds, 120 points

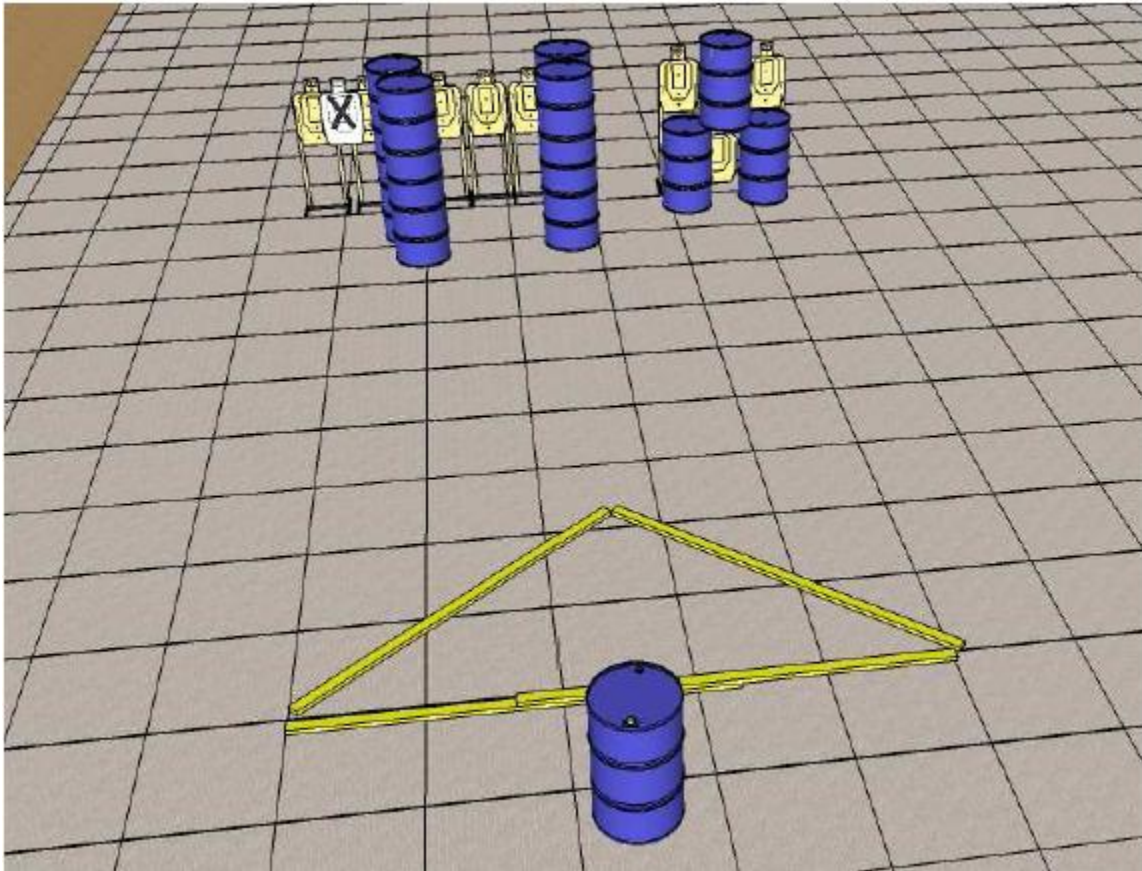
**TARGETS:** 8 metric

**STAGE PROCEDURE:** Upon Start Signal, engage all targets with 3 rounds each from within the Shooting Area.

**SCORED HITS:** Best 3 per paper

**START-STOP:** Audible - Last shot

**RULES:** USPSA current edition



**SETUP NOTES:**

**RO NOTES:**



## Stage 4

Course Designer: BPSA Design Team

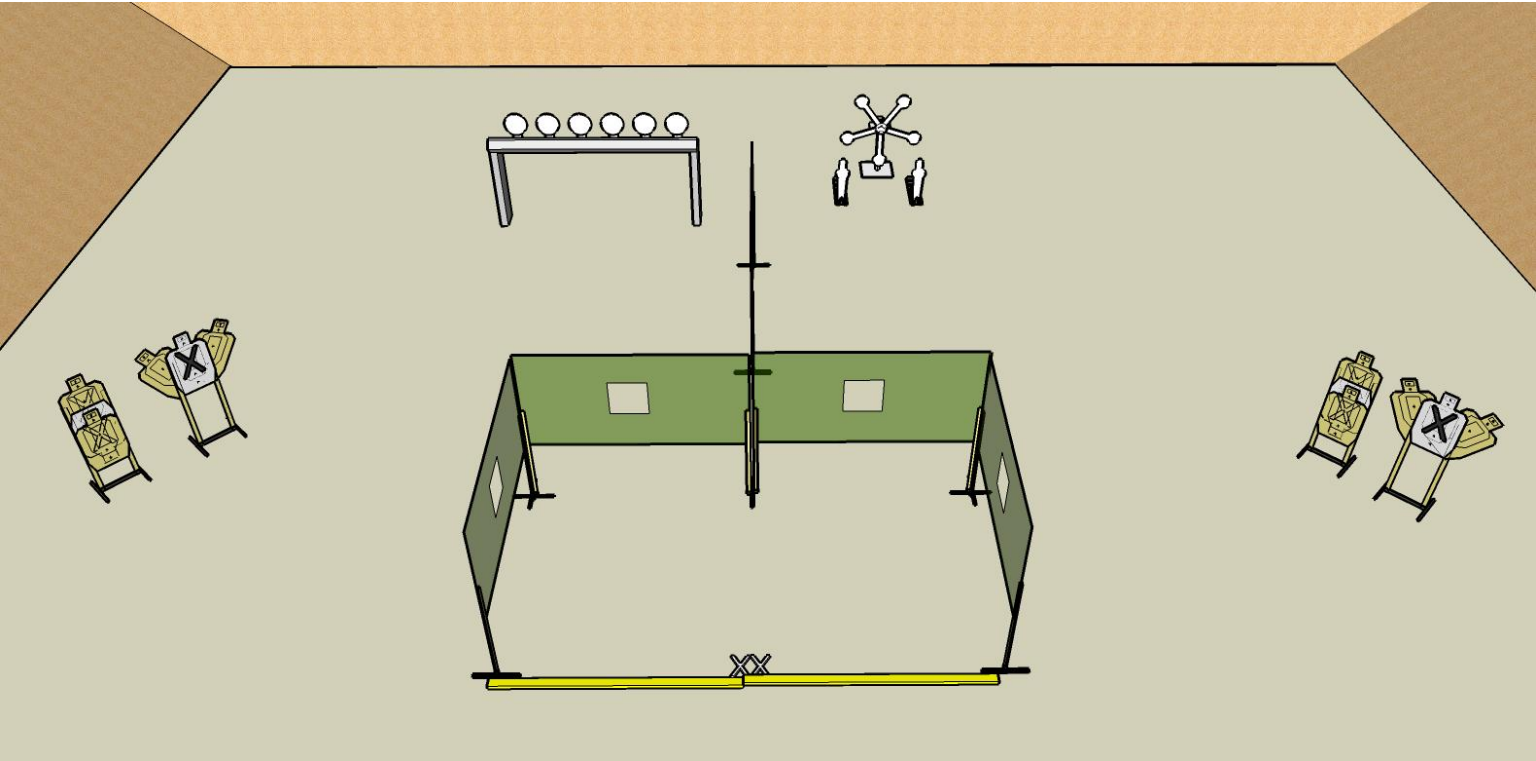


**START POSITION:** Heels on XXs.

**GUN READY CONDITION:** Gun loaded and holstered as per USPSA rules 8.1.1 and 8.1.2.

**SCORING:** Comstock, 29 rounds, 145 points  
**TARGETS:** 8 metric, 13 steel  
**SCORED HITS:** Best 2 per paper, steel must fall to score.  
**START-STOP:** Audible - Last shot  
**RULES:** USPSA current edition

**STAGE PROCEDURE:** Upon start signal, engage all targets from within fault lines.



**SETUP NOTES:**

**RO NOTES:**



## Stage 5

Course Designer: BPSA Design Team



**START POSITION:** Toes on XXs.

**GUN READY CONDITION:** Gun loaded and holstered as per USPSA rules 8.1.1 and 8.1.2.

**STAGE PROCEDURE:** Upon start signal, engage all targets from within fault lines.

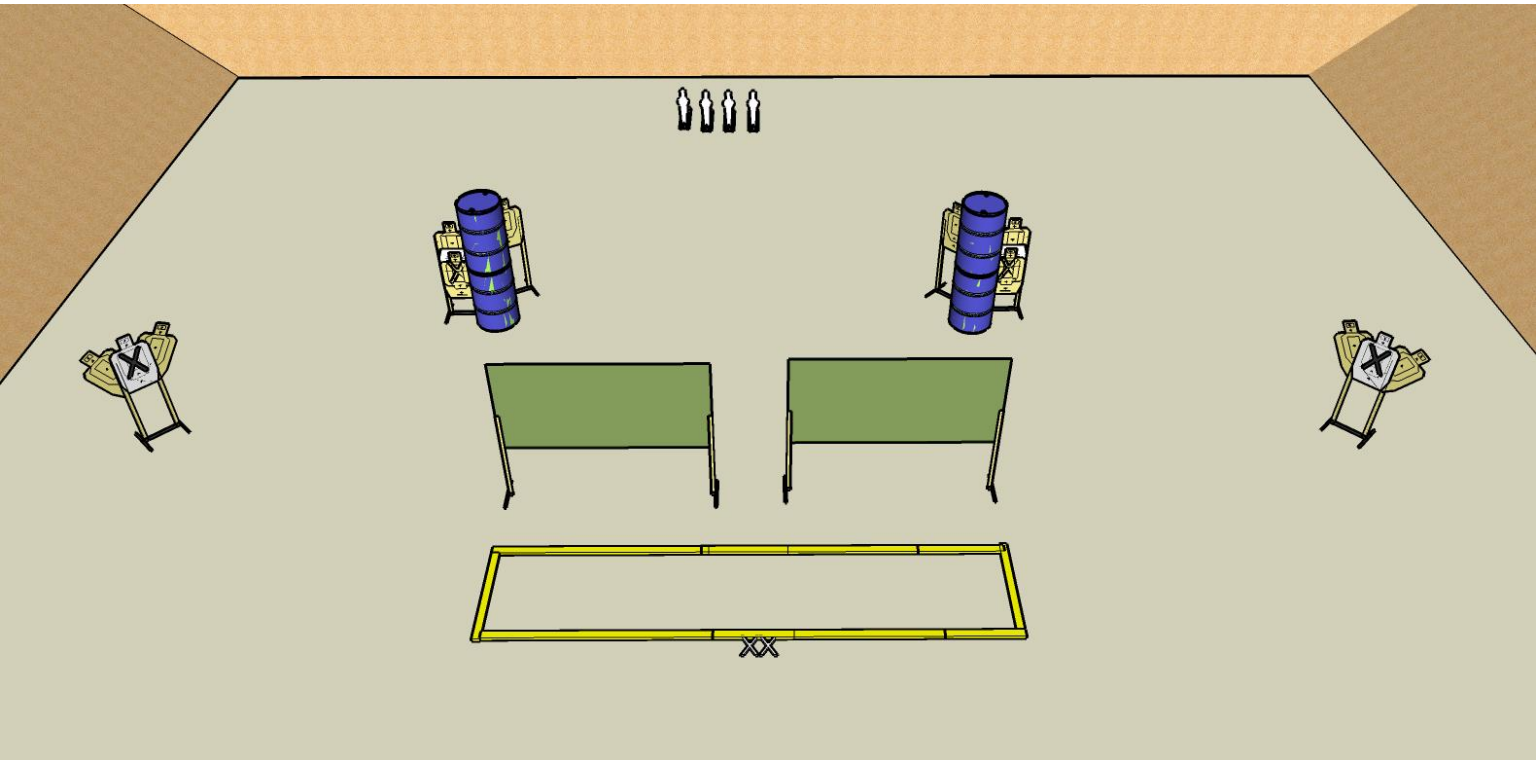
**SCORING:** Comstock, 24 rounds, 120 points

**TARGETS:** 10 metric, 4 steel

**SCORED HITS:** Best 2 per paper, steel must fall to score

**START-STOP:** Audible - Last shot

**RULES:** USPSA current edition



**SETUP NOTES:**

**RO NOTES:**