



## CM 03-18

## High Standards

**RULES:** Practical Shooting Handbook, Latest Edition **COURSE DESIGNER:** Dave Miller — Modifications by US Design Team

**START POSITION:** Standing naturally behind fault line, facing downrange, hands relaxed at sides. Handgun is loaded and holstered as per ready condition in rule 8.1.1 and 8.1.2.

### STAGE PROCEDURE

- String 1. On signal, from behind 15-yard fault line, engage T1-T3 with only two rounds each freestyle, perform a mandatory reload and re-engage T1-T3 with only two rounds each, strong hand only.
- String 2. On signal, from behind 10-yard fault line, engage T1-T3 with only two rounds each freestyle, perform a mandatory reload and re-engage T1-T3 with only two rounds each, weak hand only.

Stacking of shots is not allowed.

### SCORING

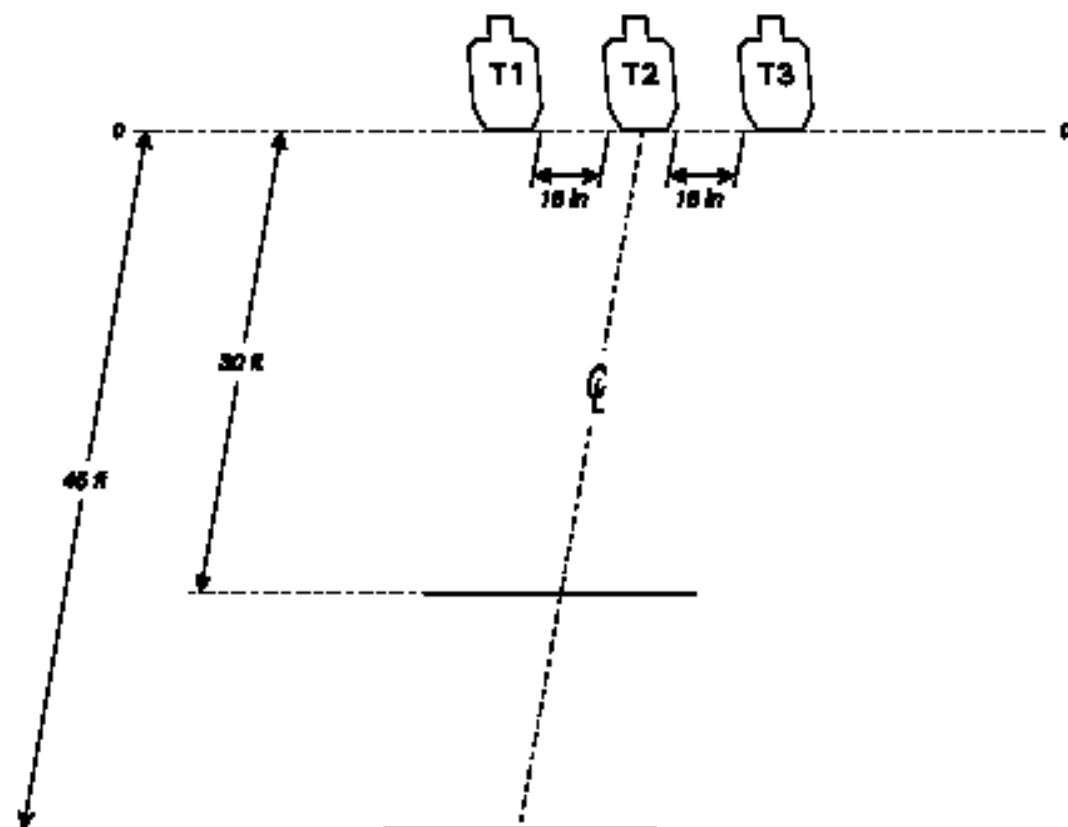
**SCORING:** Virginia Count, 24 rounds, 120 points

**TARGETS:** 3 IPSC

**SCORED HITS:** Best 8/paper

**START - STOP:** Audible - Last shot

**PENALTIES:** Per current edition USPSA Practical Shooting Handbook.



**SETUP NOTES:** Targets are set to 5 feet high at shoulder.





**Stage 2**  
Course Designer: Gerwin Henn



**START POSITION:**

**GUN READY CONDITION:**

**SCORING:** Comstock, \_\_\_ rounds, \_\_\_ points

**TARGETS:**

**SCORED HITS:** Best 2 per paper, steel must fall to score

**START-STOP:** Audible - Last shot

**RULES:** USPSA current edition

**STAGE PROCEDURE:**



**SETUP NOTES:**

**RO NOTES:**



## Stage 3

Course Designer: BPSA Design Team



**START POSITION:** Facing directly uprange, both elbows touching the top of barrel A, palms flat against forehead.

**GUN READY CONDITION:** Gun loaded and holstered as per USPSA rules 8.1.1 and 8.1.2.

**STAGE PROCEDURE:** Upon start signal, engage all targets while standing on the planks. The planks are the shooting area.

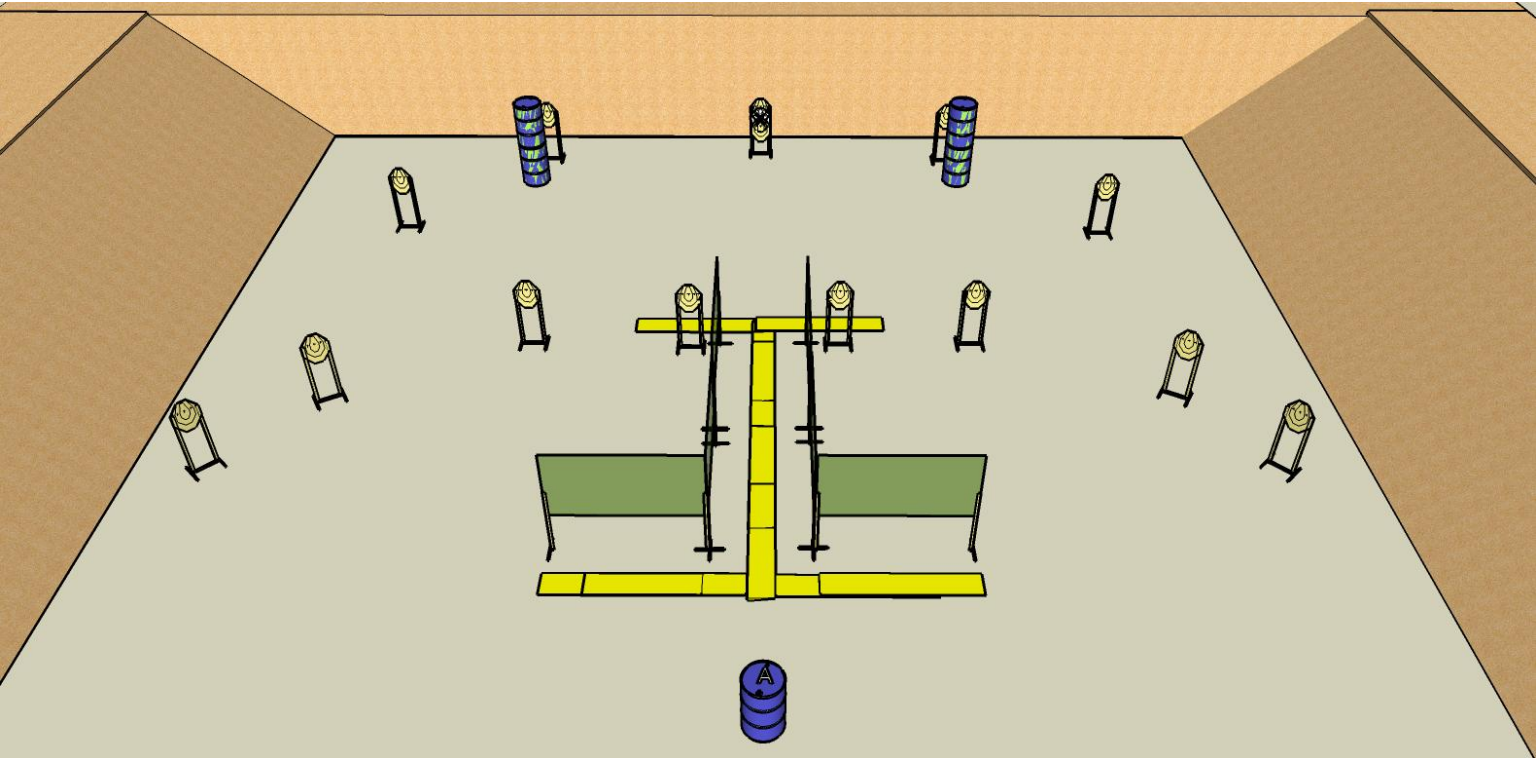
**SCORING:** Comstock, 28 rounds, 140 points

**TARGETS:** 14 classic

**SCORED HITS:** Best 2 per paper

**START-STOP:** Audible - Last shot

**RULES:** USPSA current edition



**SETUP NOTES:**

**RO NOTES:**



Stage 4  
Course Designer: BPSA Design Team

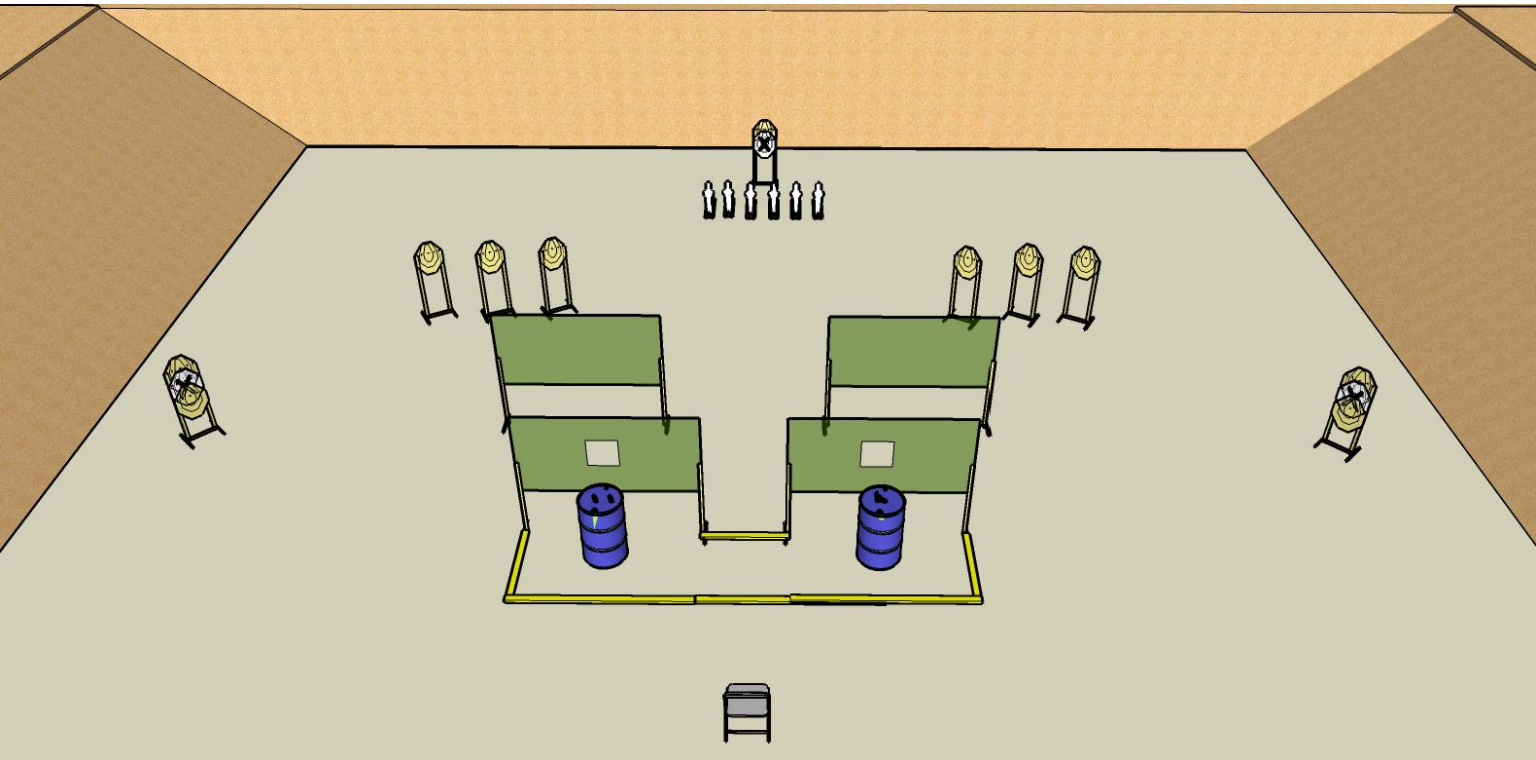


**START POSITION:** Seated in chair, hands on knees, feet flat on ground.

**GUN READY CONDITION:** Gun unloaded on one of the barrels, all ammo to be used during stage will be placed on the other barrel.

**STAGE PROCEDURE:** Upon start signal, engage all targets from within fault lines.

**SCORING:** Comstock, 28 rounds, 140 points  
**TARGETS:** 11 classic, 6 steel  
**SCORED HITS:** Best 2 per paper, steel must fall to score  
**START-STOP:** Audible - Last shot  
**RULES:** USPSA current edition



**SETUP NOTES:**

**RO NOTES:**





Stage 5  
Course Designer: BPSA Design Team

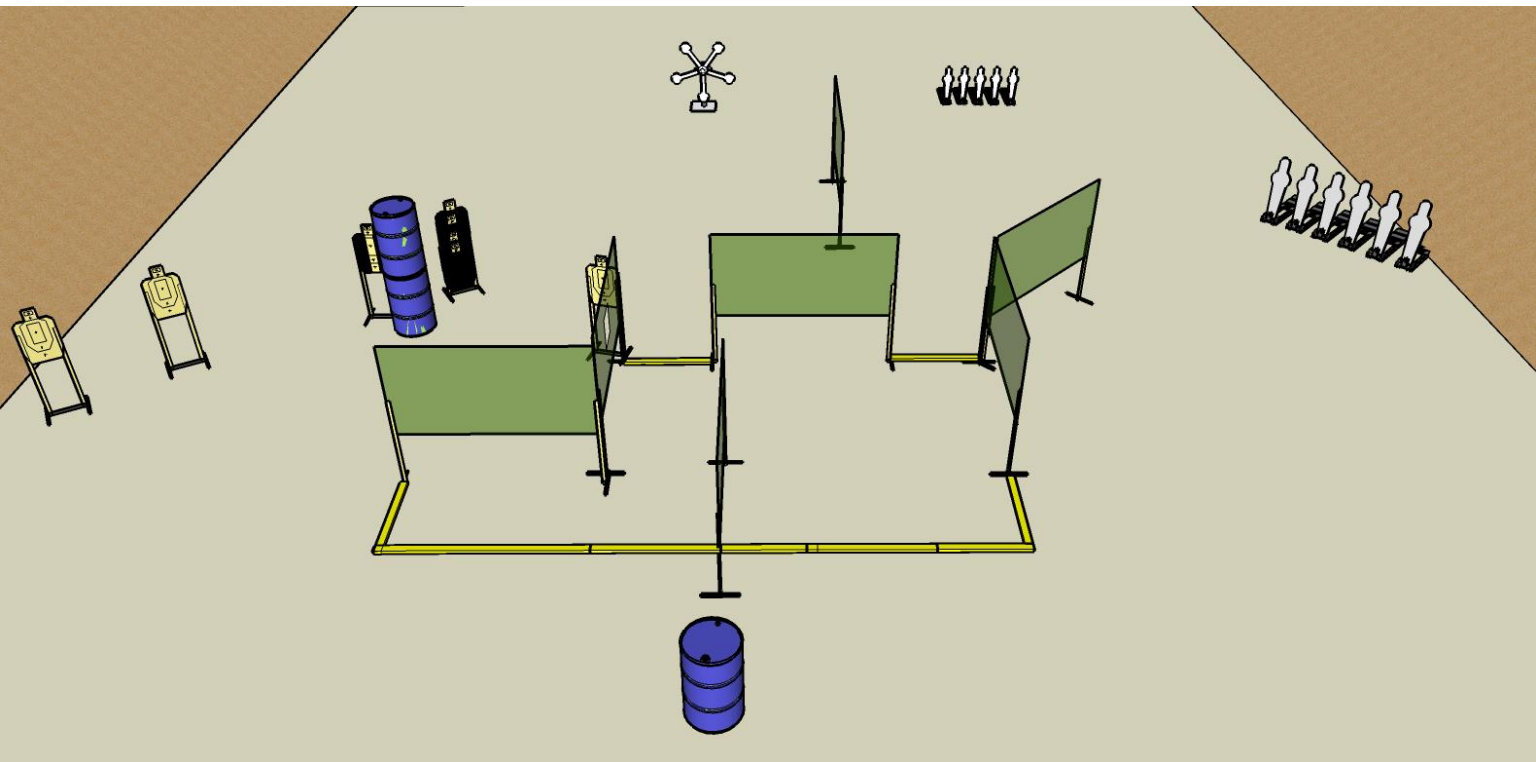


**START POSITION:** Standing behind barrel, facing downrange, palms flat on top of barrel, toes touching barrel.

**GUN READY CONDITION:** Gun loaded and holstered as per USPSA rules 8.1.1 and 8.1.2.

**STAGE PROCEDURE:** Upon start signal, engage all targets from within fault lines.

**SCORING:** Comstock, 32 rounds, 160 points  
**TARGETS:** 8 metric, 16 steel  
**SCORED HITS:** Best 2 per paper, steel must fall to score.  
**START-STOP:** Audible - Last shot  
**RULES:** USPSA current edition



**SETUP NOTES:**

**RO NOTES:**