



Stage 1

Course Designer: BPSA Design Team



START POSITION: Standing inside shooting box facing downrange, wrists above shoulders.

GUN READY CONDITION: Gun loaded and holstered as per USPSA rules 8.1.1 and 8.1.2.

SCORING: Comstock, 14 rounds, 70 points

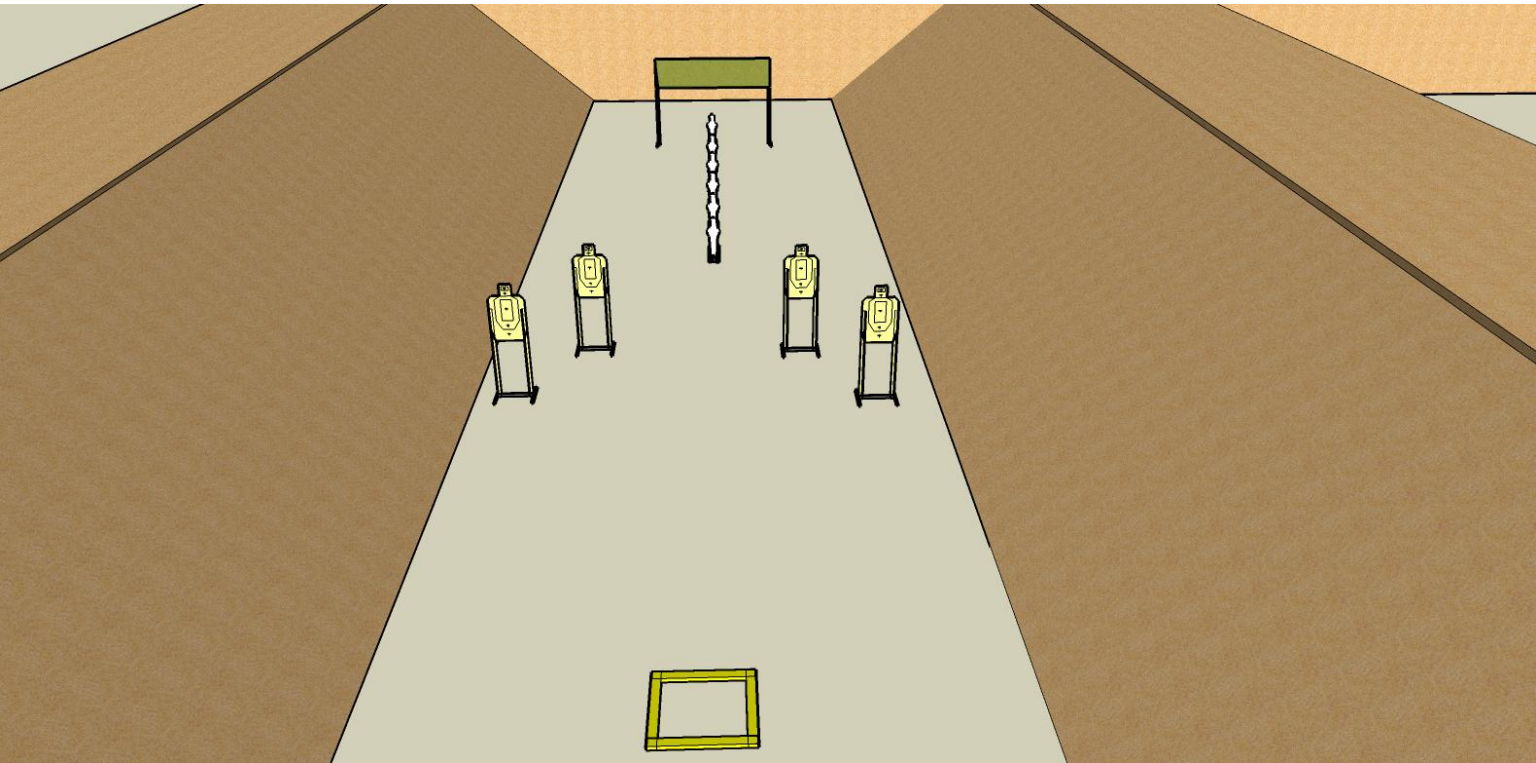
TARGETS: 4 metric, 6 steel

STAGE PROCEDURE: Upon start signal, engage T1-T4, then perform a mandatory reload and engage USP1-USP6.

SCORED HITS: Best 2 per paper, steel must fall to score

START-STOP: Audible - Last shot

RULES: USPSA current edition



SETUP NOTES:

RO NOTES:



Stage 2

Course Designer: Gerwin Henn



START POSITION:

GUN READY CONDITION:

SCORING: Comstock, ___ rounds, ___ points

TARGETS:

SCORED HITS: Best 2 per paper, steel must fall to score

START-STOP: Audible - Last shot

RULES: USPSA current edition

STAGE PROCEDURE:



SETUP NOTES:

RO NOTES:



CM 99-12

Take Your Choice

RULES: Practical Shooting Handbook, Latest Edition COURSE DESIGNER: Skipper Songy

START POSITION: Standing in Box A, index finger and thumb of each hand touching, with hands placed flat on barricade at eye level. Handgun is loaded and holstered as per ready condition in rule 8.1.1 and 8.1.2.

STAGE PROCEDURE

Engage only T1-T3 from the left side of the barricade and only T4-T6 from the right side of the barricade. Upon the start signal, from Box A engage only the appropriate targets from one side of the barricade then make a mandatory reload and from Box A engage only the appropriate targets from the remaining side of the barricade.

SCORING

SCORING: Comstock, 12 rounds, 60 points

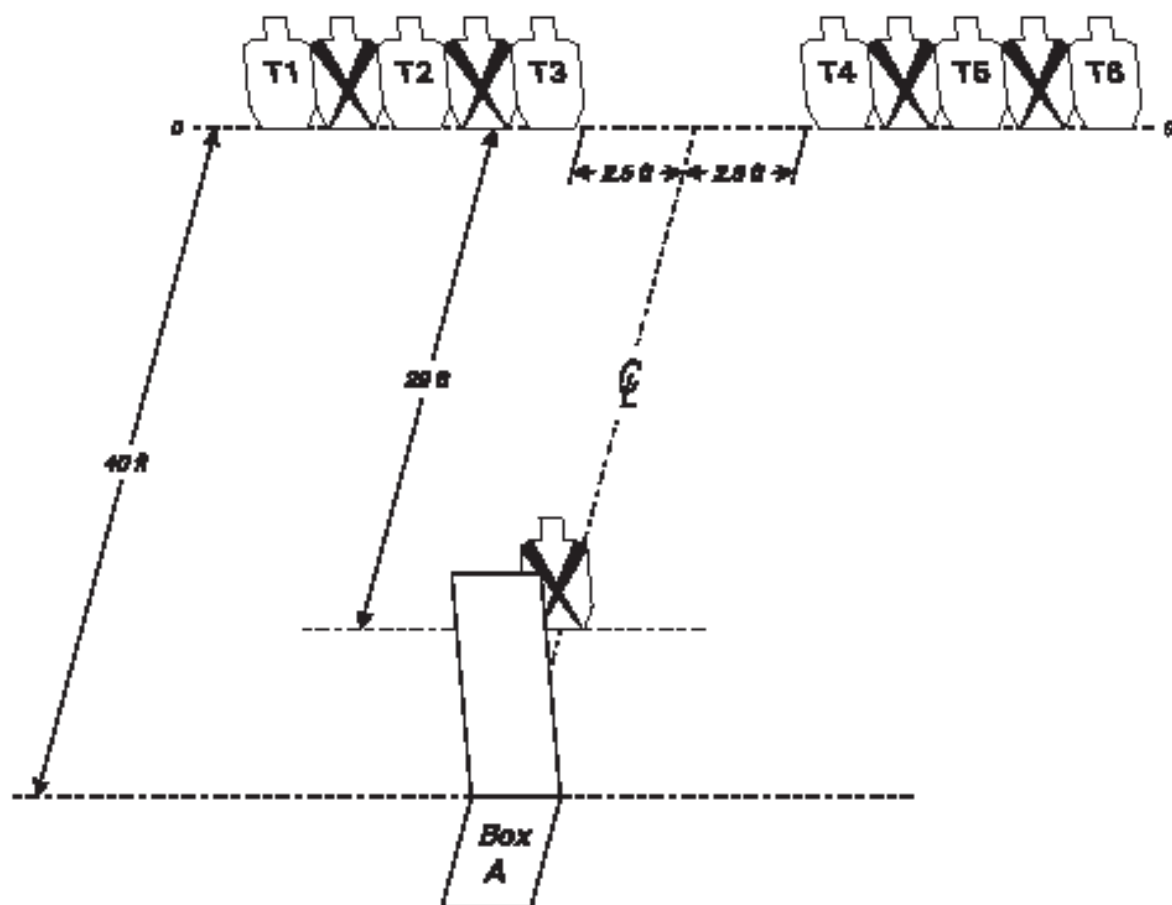
TARGETS: 6 IPSC

SCORED HITS: Best 2/paper

START - STOP: Audible - Last shot

PENALTIES: Per current edition USPSA Practical Shooting Handbook.

Failure to perform mandatory reload will result in one procedural penalty per shot fired.



SETUP NOTES: Set targets to 5 feet high at shoulders with targets butted together. Shooting box is 2 feet by 3 feet behind barricade 2 feet wide and 6 feet high. Center no-shoot in front of barricade on centerline of stage.





Stage 4

Course Designer: BPSA Design Team



START POSITION: Standing behind barrel, toes touching barrel, hands interlaced behind head.

GUN READY CONDITION: Gun loaded on barrel, trigger guard over mark.

SCORING: Comstock, 28 rounds, 140 points

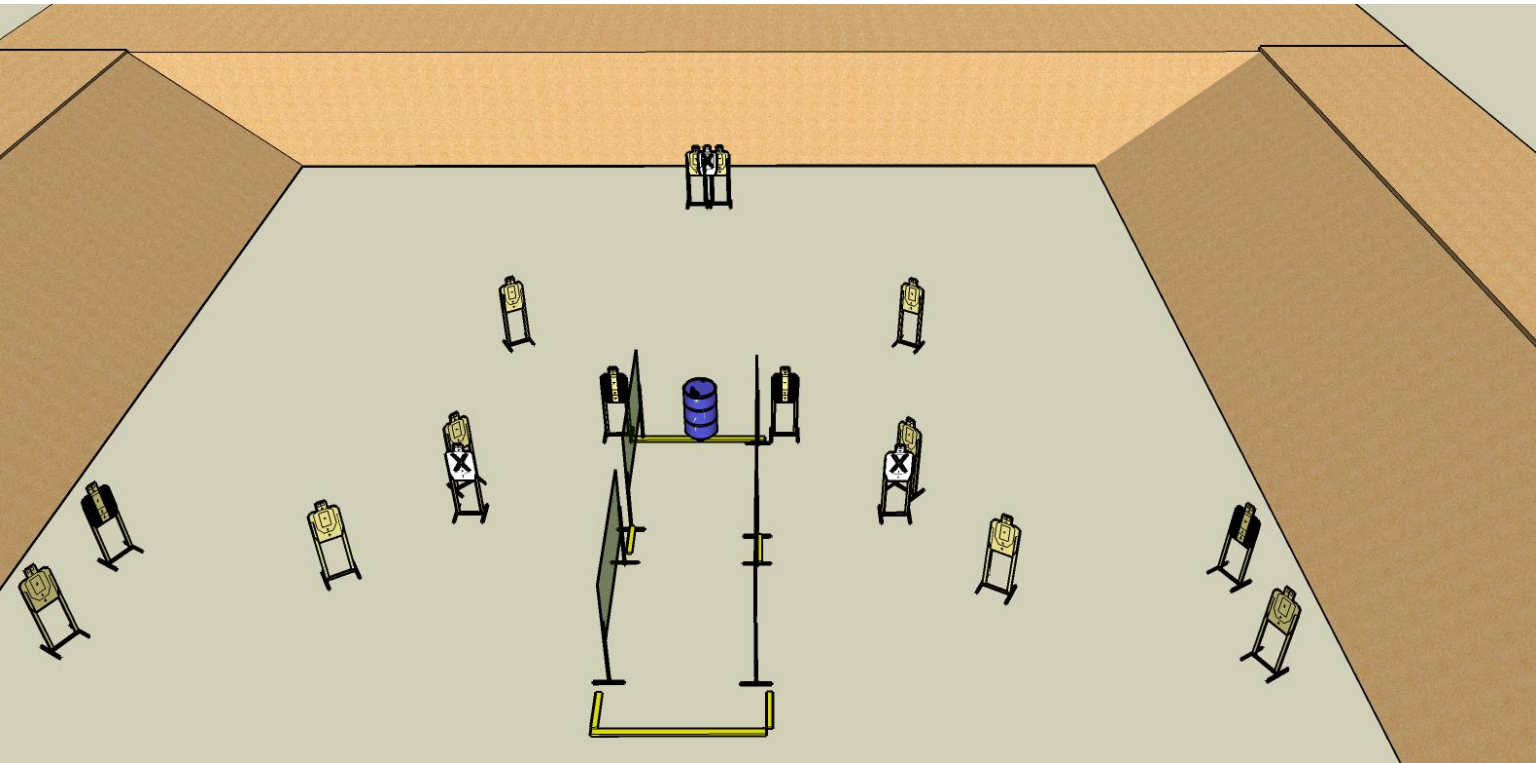
TARGETS: 14 metric

SCORED HITS: Best 2 per paper

START-STOP: Audible - Last shot

STAGE PROCEDURE: Upon start signal, engage all targets from within fault lines.

RULES: USPSA current edition



SETUP NOTES:

RO NOTES:

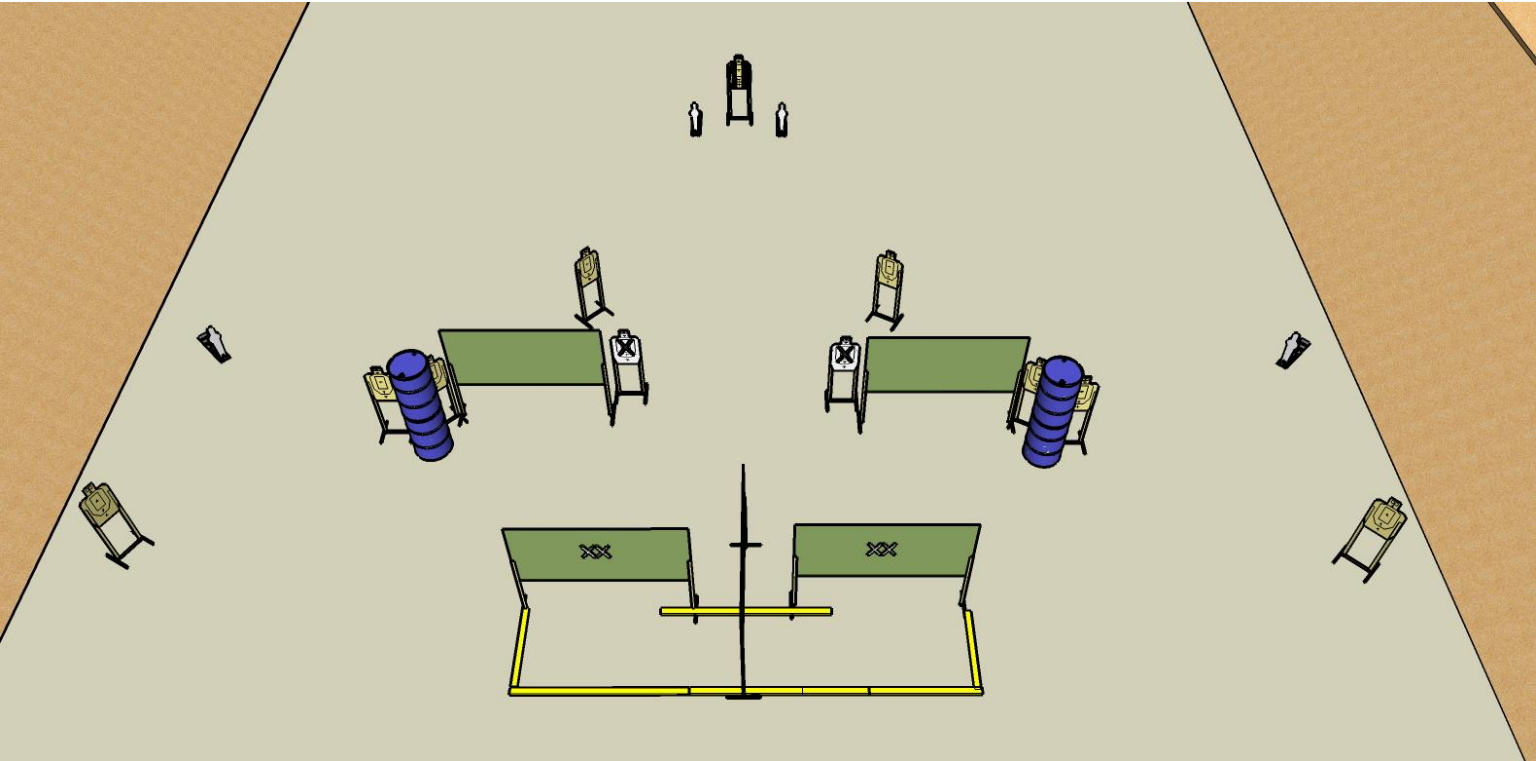


Stage 5

Course Designer: BPSA Design Team



START POSITION: Hands on either XXs.	
GUN READY CONDITION: Gun <u>UNLOADED</u> and holstered as per USPSA rules 8.1.1 and 8.1.2.	SCORING: Comstock, 22 rounds, 110 points TARGETS: 9 metric, 4 steel SCORED HITS: Best 2 per paper, steel must fall to score. START-STOP: Audible - Last shot RULES: USPSA current edition
STAGE PROCEDURE: Upon start signal, engage all targets from within fault lines.	



SETUP NOTES:	RO NOTES: Gun <u>UNLOADED</u> and holstered.
---------------------	---