



RULES: Practical Shooting Handbook, Latest Edition COURSE DESIGNER: George Jones — Modifications by US Design Team

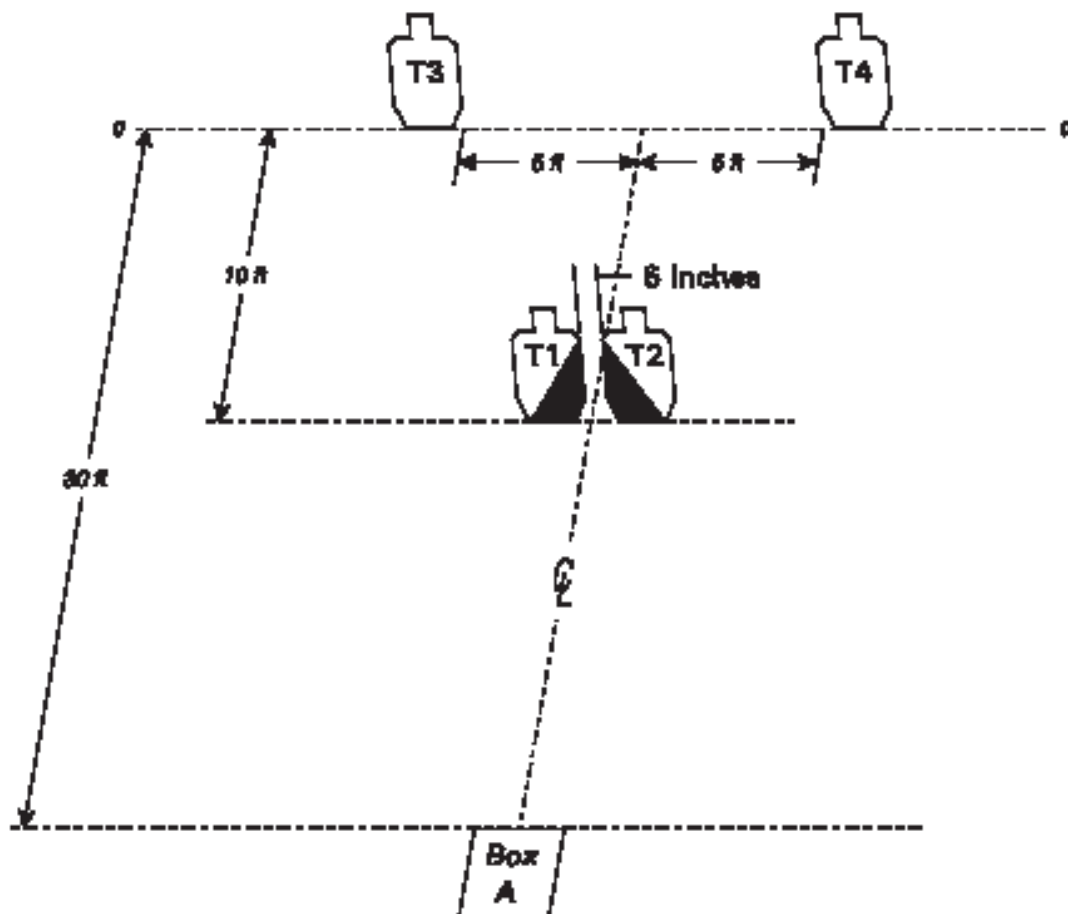
**START POSITION:** Standing in Box A, facing downrange, hands above shoulders. Handgun is loaded and holstered as per ready condition in rule 8.1.1 and 8.1.2.

### STAGE PROCEDURE

- String 1: From Box A only, engage T1-T4 with only one round each freestyle; perform a mandatory reload, then reengage T1-T4 with only one round each freestyle.
- String 2: From Box A only, engage T1-T4 with only one round each freestyle, perform a mandatory reload, then reengage T1-T4 with only one round each strong hand only.
- String 3: From Box A only, engage T1-T4 with only one round each weak hand only.

### SCORING

- SCORING:** Virginia Count, 20 rounds, 100 points
- TARGETS:** 4 IPSC
- SCORED HITS:** Best 5/paper
- START - STOP:** Audible - Last shot
- PENALTIES:** Per current edition USPSA Practical Shooting Handbook.



**SETUP NOTES:** T1 and T2 are 4 1/2 feet high at shoulders and 6 inches apart. T3 and T4 are 4 feet high at shoulders. Box A is 3 feet by 3 feet.





## Stage 2

Course Designer: Gerwin Henn



**START POSITION:**

**GUN READY CONDITION:**

**SCORING:** Comstock, \_\_\_ rounds, \_\_\_ points

**TARGETS:**

**SCORED HITS:** Best 2 per paper, steel must fall to score

**START-STOP:** Audible - Last shot

**RULES:** USPSA current edition

**STAGE PROCEDURE:**



**SETUP NOTES:**

**RO NOTES:**

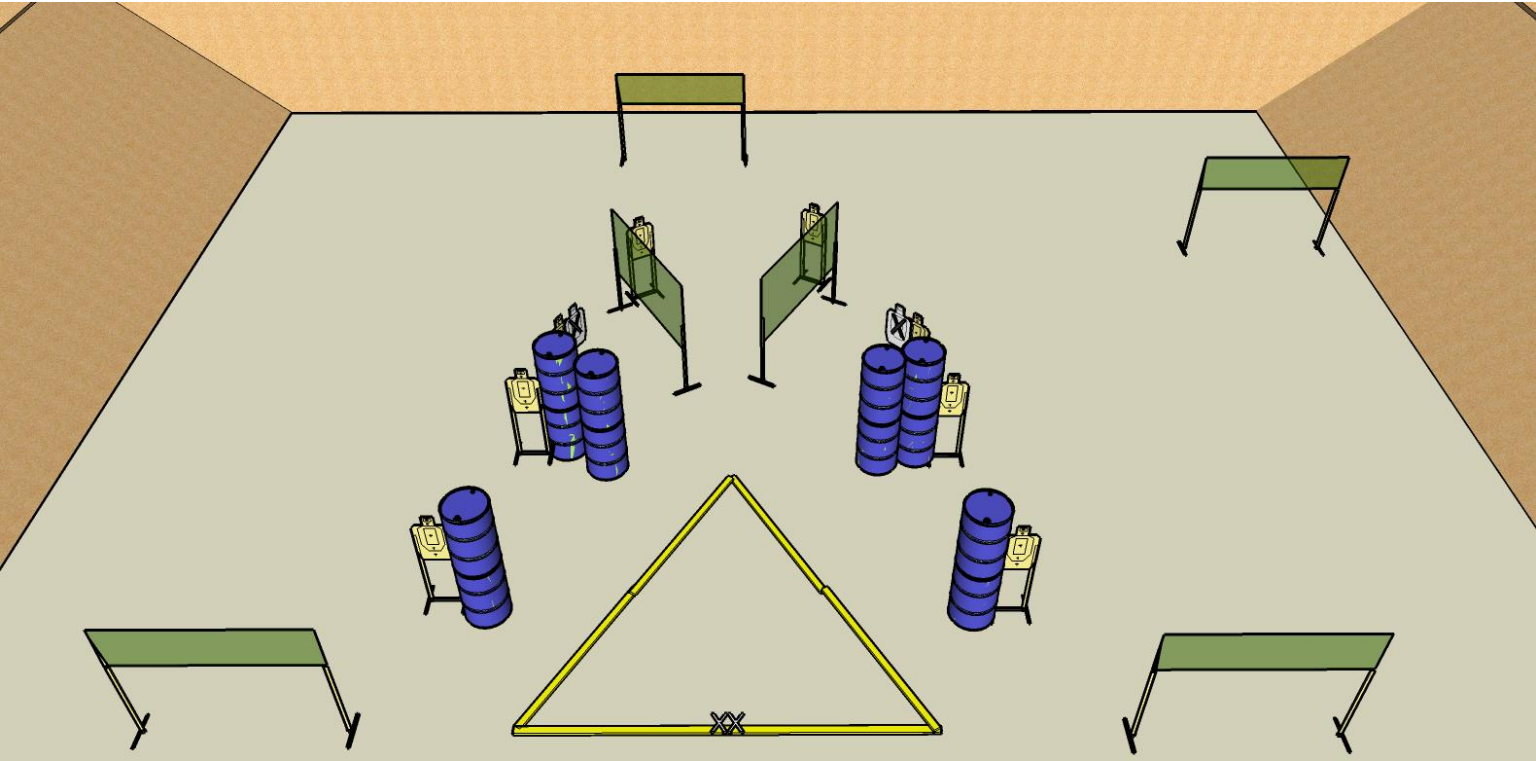


# Stage 3

Course Designer: Dave Sevigny



<b>START POSITION:</b> Standing inside shooting area, heels on XXs.	
<b>GUN READY CONDITION:</b> Gun loaded and holstered as per USPSA rules 8.1.1 and 8.1.2.	<b>SCORING:</b> Comstock, 16 rounds, 80 points
<b>STAGE PROCEDURE:</b> Upon start signal, engage all targets from within fault lines.	<b>TARGETS:</b> 8 metric
	<b>SCORED HITS:</b> Best 2 per paper
	<b>START-STOP:</b> Audible - Last shot
	<b>RULES:</b> USPSA current edition



**SETUP NOTES:**

**RO NOTES:**



## Stage 4

Course Designer: BPSA Design Team

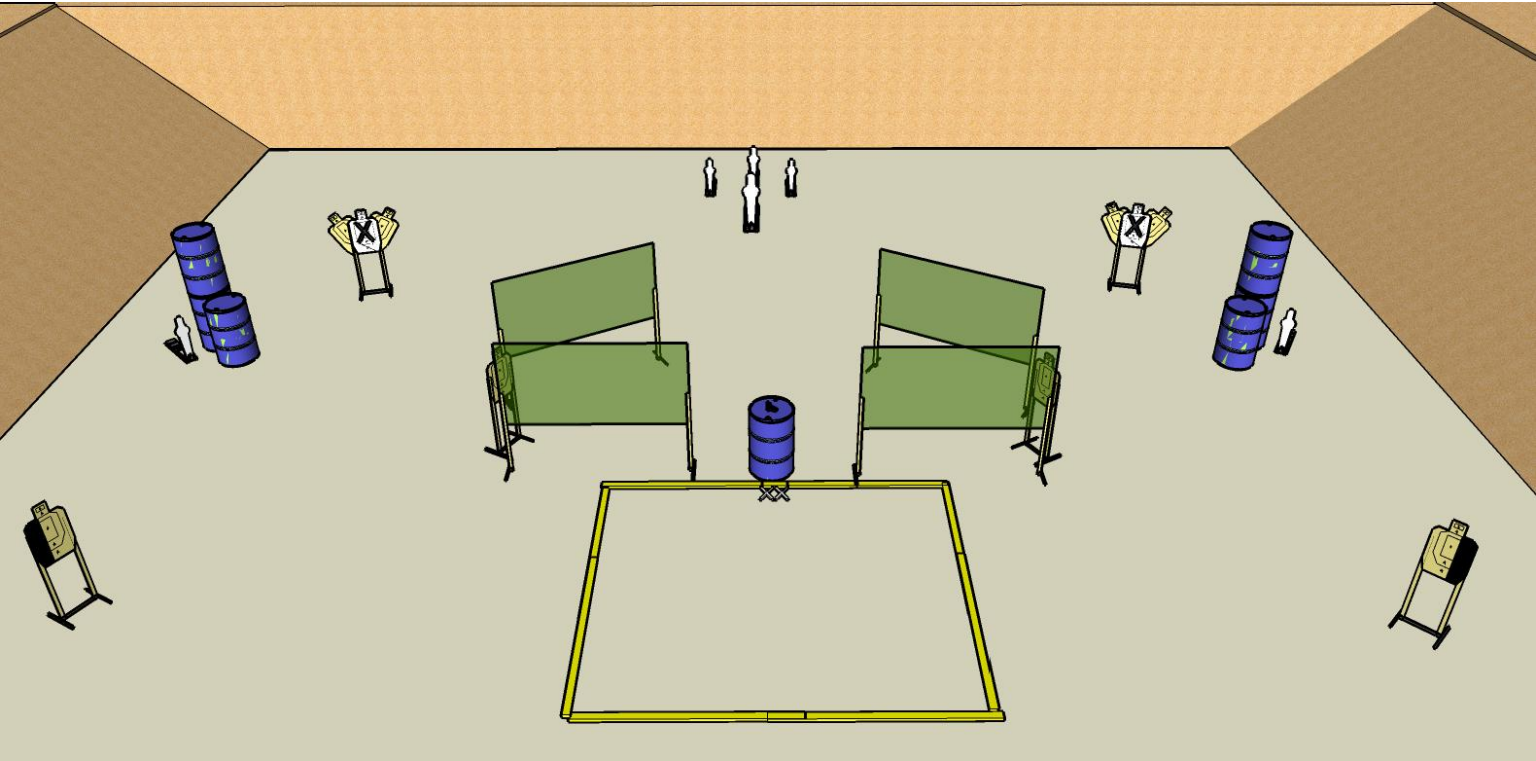


**START POSITION:** Standing inside the shooting area, toes against XXs..

**GUN READY CONDITION:** Gun loaded on barrel, trigger guard over mark.

**SCORING:** Comstock, 22 rounds, 105 points  
**TARGETS:** 8 metric, 6 steel  
**SCORED HITS:** Best 2 per paper, steel must fall to score  
**START-STOP:** Audible - Last shot  
**RULES:** USPSA current edition

**STAGE PROCEDURE:** Upon start signal, engage all targets from within fault lines.



**SETUP NOTES:**

**RO NOTES:**



## Stage 5

Course Designer: BPSA Design Team



**START POSITION:** Hands on XXs.

**GUN READY CONDITION:** Gun loaded and holstered as per USPSA rules 8.1.1 and 8.1.2.

**STAGE PROCEDURE:** Upon start signal, engage all targets from within fault lines.

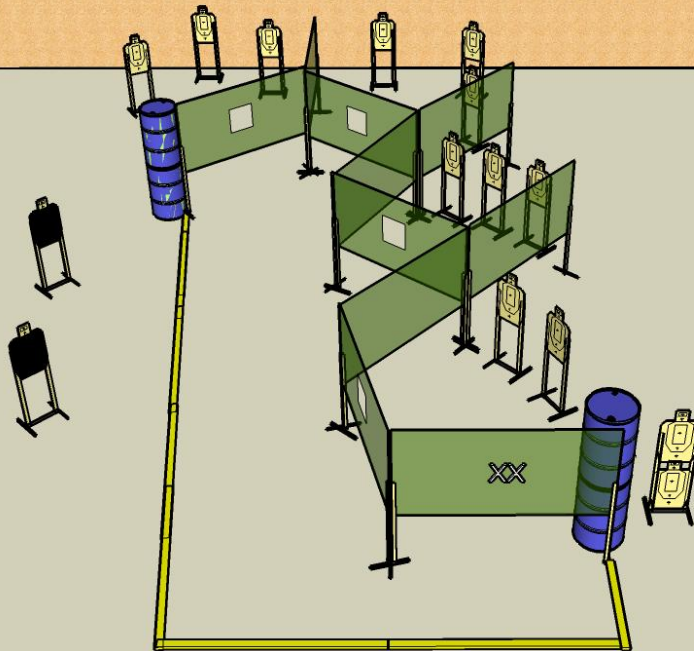
**SCORING:** Comstock, 30 rounds, 150 points

**TARGETS:** 15 metric

**SCORED HITS:** Best 2 per paper

**START-STOP:** Audible - Last shot

**RULES:** USPSA current edition



**SETUP NOTES:**

**RO NOTES:**