



Stage 1

Course Designer: BPSA Design Team



START POSITION: Standing outside shooting area, toes on XXs.

GUN READY CONDITION: Gun loaded and placed on barrel, trigger guard over mark.

STAGE PROCEDURE: Upon start signal, engage all targets from within fault lines.

Please note T11 & T12 require 3 shots.

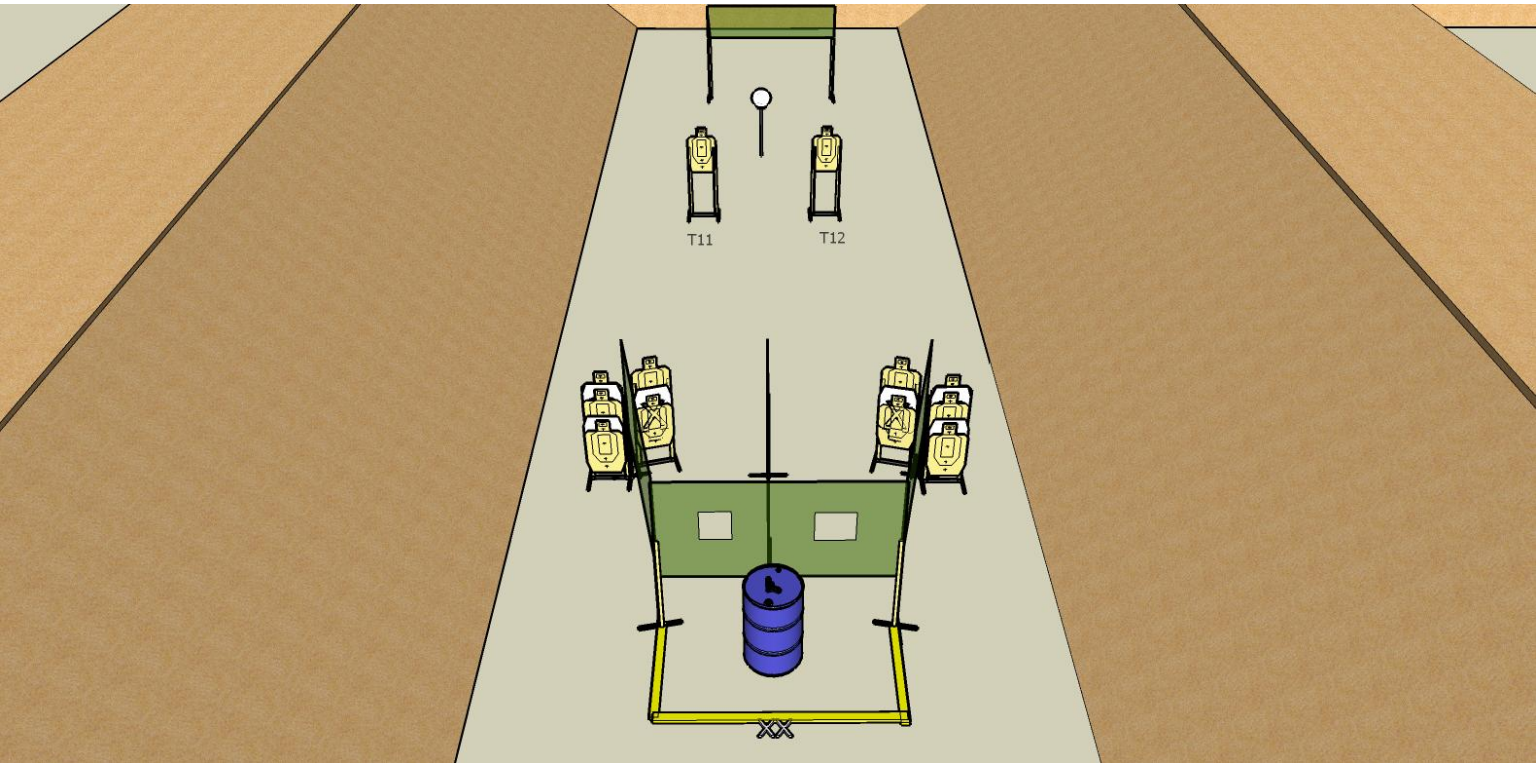
SCORING: Comstock, 27 rounds, 135 points

TARGETS: 12 metric, 1 steel

SCORED HITS: Best 2 per paper, except T11 & T12 are best 3 per paper.

START-STOP: Audible - Last shot

RULES: USPSA current edition



SETUP NOTES:

RO NOTES:



Stage 2
Course Designer: Gerwin Henn



START POSITION:	
GUN READY CONDITION:	SCORING: Comstock, ___ rounds, ___ points
STAGE PROCEDURE:	TARGETS:
	SCORED HITS: Best 2 per paper, steel must fall to score
	START-STOP: Audible - Last shot
	RULES: USPSA current edition



SETUP NOTES:

RO NOTES:



CM 03-05

Paper Poppers

RULES: Practical Shooting Handbook, Latest Edition COURSE DESIGNER: Clif King – Modifications by US Design Team

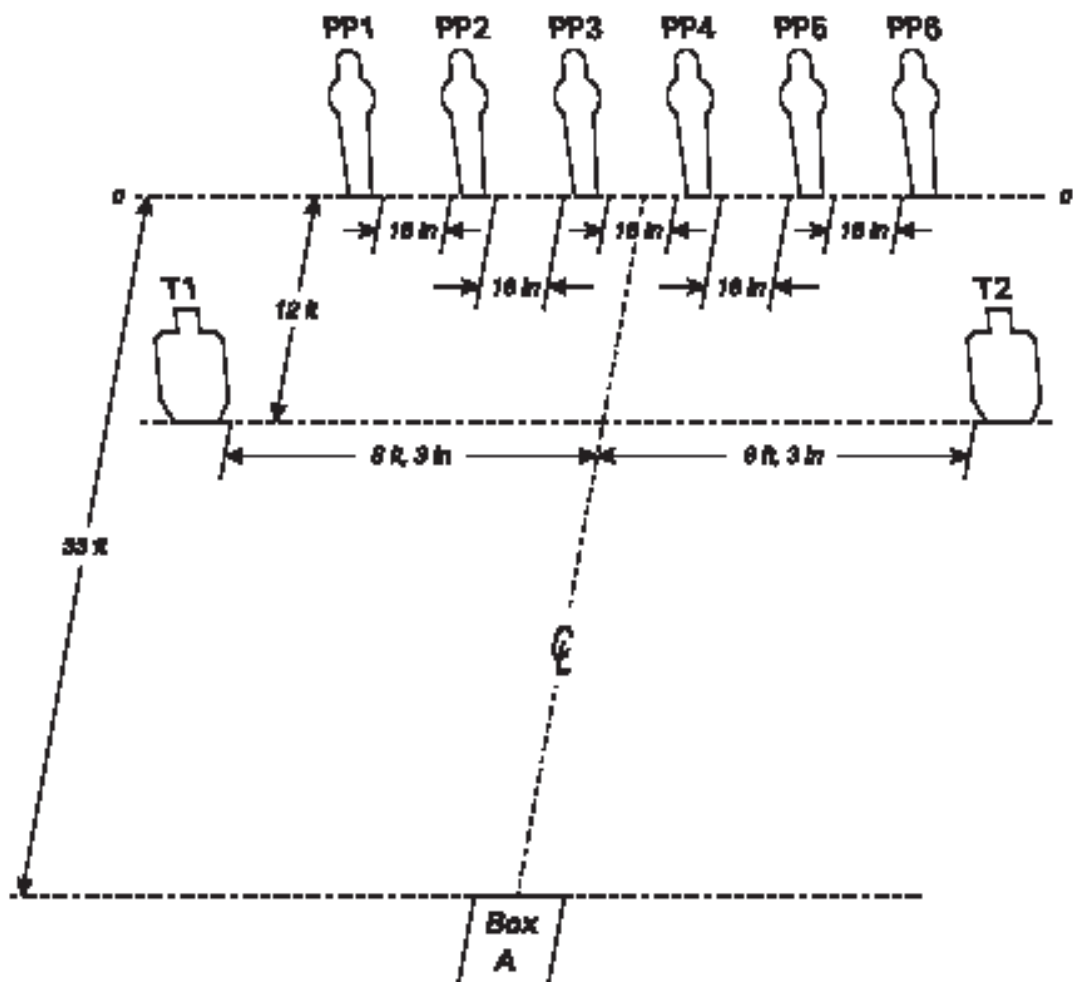
START POSITION: Standing in Box A, hands at surrender position (wrists above shoulders). Handgun is loaded and holstered as per ready condition in rule 8.1.1 and 8.1.2.

STAGE PROCEDURE

Upon start signal, engage either Array 1, or Array 2, perform a mandatory reload and engage the second array. Paper requires two rounds each and steel must fall to score. A mandatory reload is required whenever changing arrays. Array 1 = paper; Array 2 = steel.

SCORING

SCORING: Comstock, 10 rounds, 50 points
TARGETS: 2 IPSC, 6 Pepper poppers
SCORED HITS: Best 2/paper, KD = 1 A
START - STOP: Audible - Last shot
PENALTIES: Per current edition USPSA Practical Shooting Handbook.



SETUP NOTES: Set paper targets to 5 feet high at shoulders. Box A is 3-feet by 3-feet.





Stage 4

Course Designer: EAGC

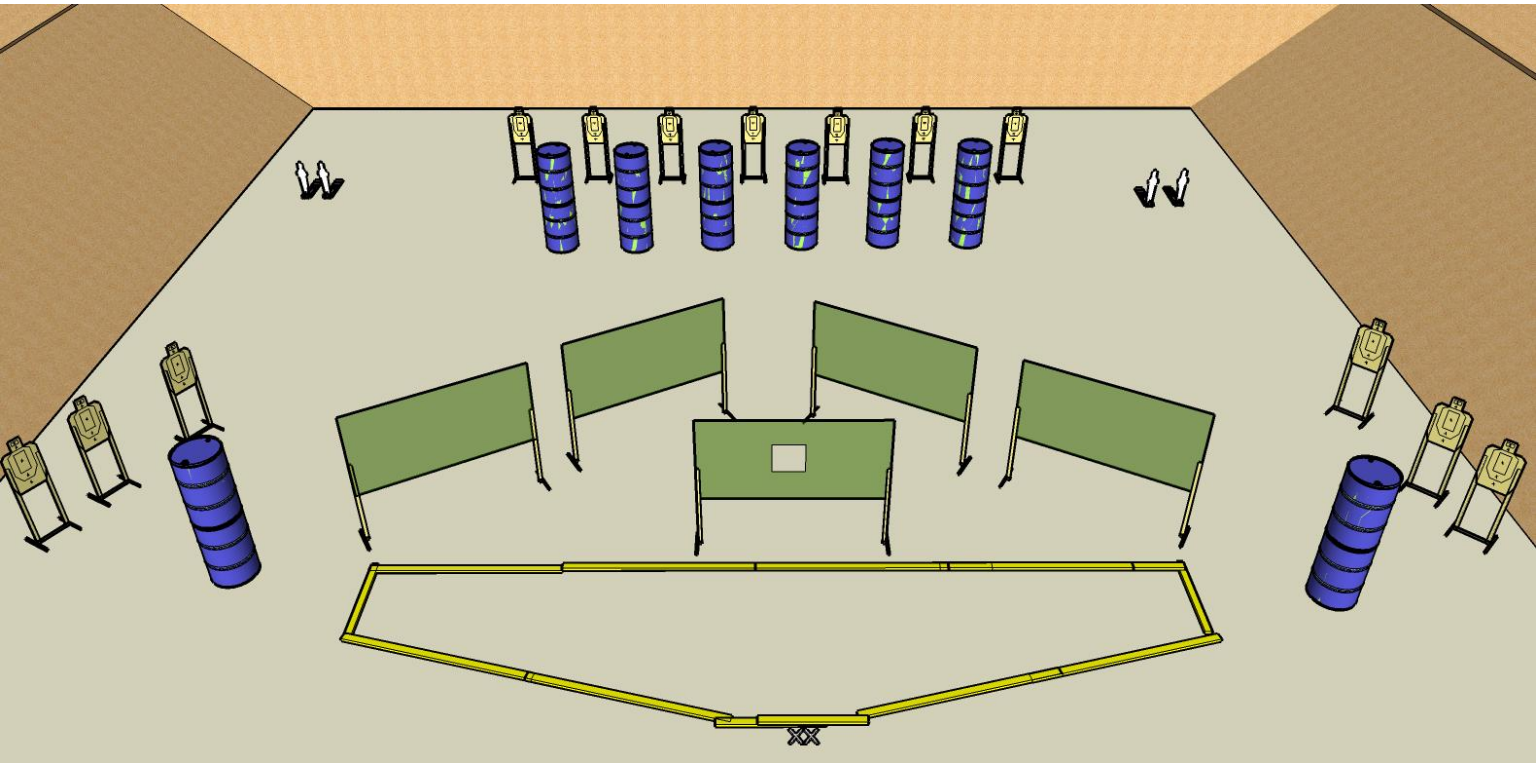


START POSITION: Standing inside the shooting area, heels against XXs..

GUN READY CONDITION: Gun loaded and holstered as per USPSA rules 8.1.1 and 8.1.2.

SCORING: Comstock, 30 rounds, 150 points
TARGETS: 13 metric, 4 steel
SCORED HITS: Best 2 per paper, steel must fall to score
START-STOP: Audible - Last shot
RULES: USPSA current edition

STAGE PROCEDURE: Upon start signal, engage all targets from within fault lines.



SETUP NOTES:

RO NOTES:



Stage 5
Course Designer: Bryant Willett



START POSITION:	
GUN READY CONDITION:	SCORING: Comstock, ___ rounds, ___ points TARGETS:
STAGE PROCEDURE:	SCORED HITS: Best 2 per paper, steel must fall to score. START-STOP: Audible - Last shot RULES: USPSA current edition



SETUP NOTES:

RO NOTES: