

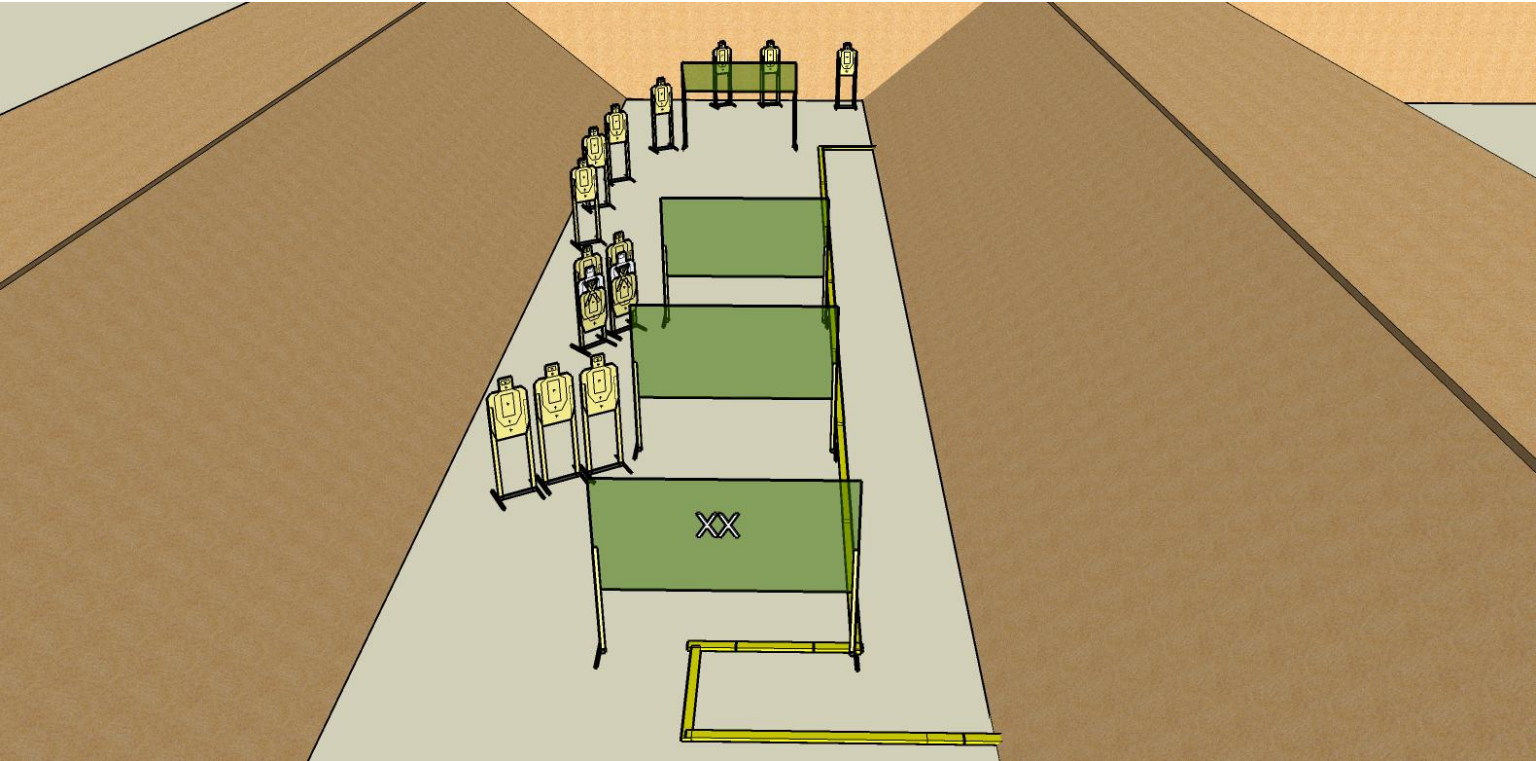


Stage 1

Course Designer: BPSA Design Team



START POSITION: Hands on XXs.	
GUN READY CONDITION: Gun loaded and holstered as per USPSA rules 8.1.1 and 8.1.2.	SCORING: Comstock, 28 rounds, 140 points
STAGE PROCEDURE: Upon start signal, engage all targets from within fault lines.	TARGETS: 14 metric
	SCORED HITS: Best 2 per paper
	START-STOP: Audible - Last shot
	RULES: USPSA current edition



SETUP NOTES:

RO NOTES:



Stage 2
Course Designer: Gerwin Henn



START POSITION:	
GUN READY CONDITION:	SCORING: Comstock, ___ rounds, ___ points
STAGE PROCEDURE:	TARGETS: SCORED HITS: Best 2 per paper, steel must fall to score START-STOP: Audible - Last shot RULES: USPSA current edition



SETUP NOTES:

RO NOTES:

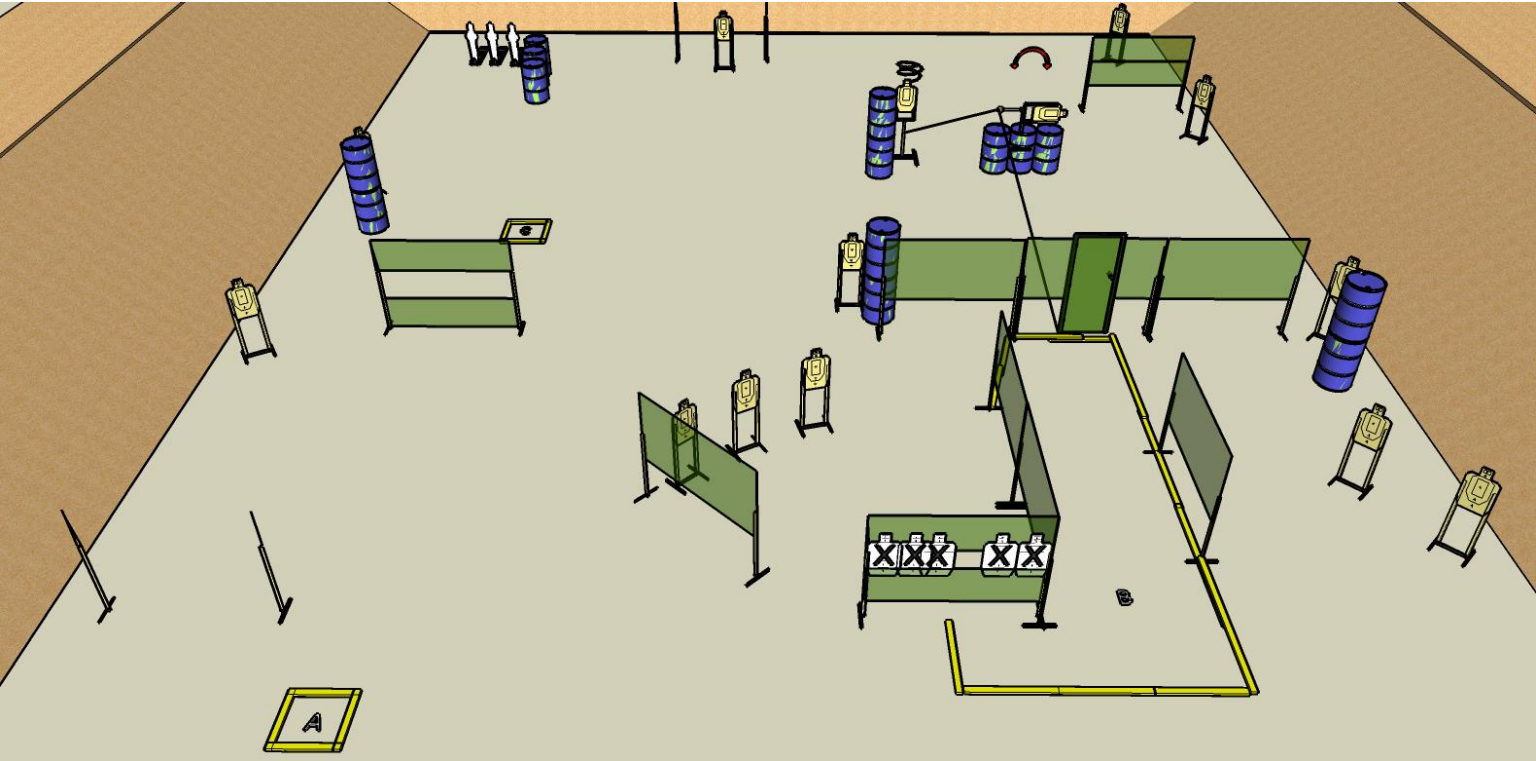


Stage 3

Course Designer: BPSA Design Team



START POSITION: Standing in area A, hands relaxed at sides.	
GUN READY CONDITION: Gun loaded and holstered as per USPSA rules 8.1.1 and 8.1.2.	SCORING: Comstock, 31 rounds, 155 points TARGETS: 14 metric, 3 steel SCORED HITS: Best 2 per paper, steel must fall to score START-STOP: Audible - Last shot RULES: USPSA current edition
STAGE PROCEDURE: Upon start signal, engage all targets from within fault lines.	



SETUP NOTES: Door activates swinger. Swinger activates drop turner.	RO NOTES: Drop turner is not a disappearing target. It can be engaged at rest from area C.
--	---



CM 13-03

Short Sprint Standards

RULES: USPSA Handgun Competition Rules, Current Edition COURSE DESIGNER: Chad Rausch

START POSITION: Standing in Area A, facing downrange, hands naturally at sides. Gun loaded and holstered.

STAGE PROCEDURE

String 1: Upon start signal, engage all targets with one round only, freestyle, from area A, then make a mandatory reload and engage all targets with one round only, strong hand only, from area B. Remain in area B for string two.

String 2: Upon start signal, engage all targets with one round only from area B, freestyle, then make a mandatory reload and engage all targets with one round only from area C, weak hand only.

SCORING

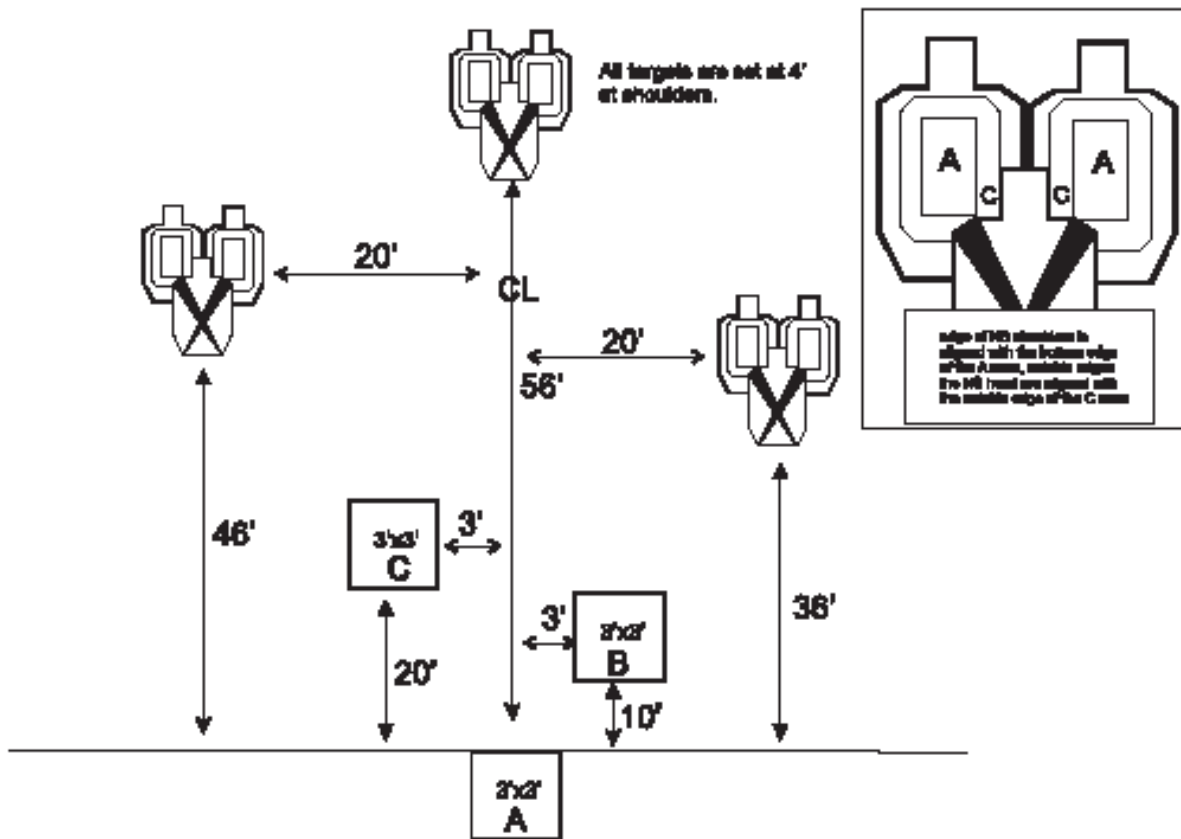
SCORING: Virginia Count, 24 rounds, 120 points

TARGETS: 6 Metric

SCORED HITS: Best 4/paper

START - STOP: Audible - Last shot

PENALTIES: Per current edition of USPSA Handgun Competition Rules



SETUP NOTES: Target arrays are set at 56, 46, and 36 feet respectively, from the front of Area A. Arrays to left and right of center line are set at 20 feet to edge of inside target. No-shoots are aligned with the shoulders at the bottom of the A zone on the scoring target,



and the edges of the head touching the outside edge of the C zone. (see detail). Areas B and C are 10 and 20 feet away from the front edge of Area A, respectively, and 3 feet off the center line.



Stage 5
Course Designer: Bryant Willett



START POSITION:	
GUN READY CONDITION:	SCORING: Comstock, ___ rounds, ___ points
STAGE PROCEDURE:	TARGETS:
	SCORED HITS: Best 2 per paper, steel must fall to score.
	START-STOP: Audible - Last shot
	RULES: USPSA current edition



SETUP NOTES:

RO NOTES: