



RULES: USPSA Handgun Competition Rules, Current Edition COURSE DESIGNER: US Nationals Design Team

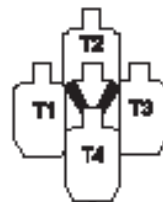
START POSITION: Standing outside the fault lines, toes touching marks, facing downrange, wrists above respective shoulders. Gun is unloaded, flat and unpropped on table, muzzle downrange, trigger guard centered on mark. All magazines to be used on the stage must be on the table.

STAGE PROCEDURE

Upon start signal, engage each target with only two rounds, perform a mandatory reload using the magazines/ammo on the table, and then engage each target with only two rounds, from within the fault lines.

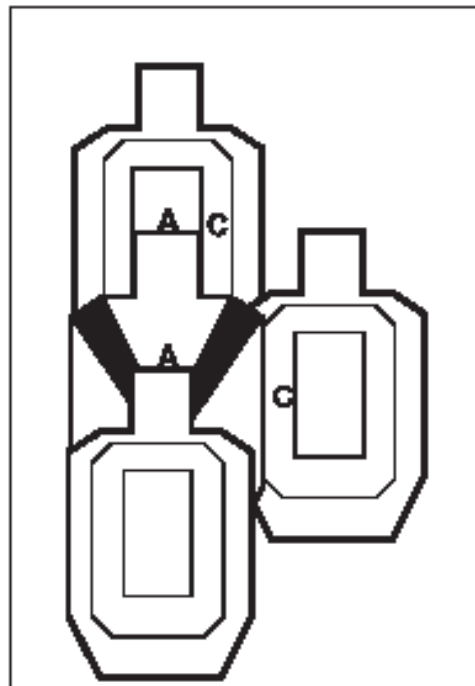
SCORING

SCORING: Virginia Count, 16 rounds, 80 points
TARGETS: 4 Metric
SCORED HITS: Best 4/paper
START - STOP: Audible - Last Shot
PENALTIES: Per current edition of USPSA Handgun Competition Rules



4' at shoulders of T1&T3

21 feet



SETUP NOTES: Targets are set at 21 feet from the front fault line. No-shoot is positioned with the edge of the target touching the C scoring line on T1 and T3, and the top of the target 18 inches up from the bottom edge of T2, non-scoring border covering the A zone perforations.



T4 is positioned with the top of the scoring target 18 inches up from the bottom edge of the no-shoot. (A mark must be made from the scoring side of the no-shoot to ensure proper alignment.) The table is a standard height table and can be of any size.



Stage 2
Course Designer: Gerwin Henn



START POSITION:	
GUN READY CONDITION:	SCORING: Comstock, ___ rounds, ___ points
STAGE PROCEDURE:	TARGETS: SCORED HITS: Best 2 per paper, steel must fall to score START-STOP: Audible - Last shot RULES: USPSA current edition



SETUP NOTES:	RO NOTES:
---------------------	------------------

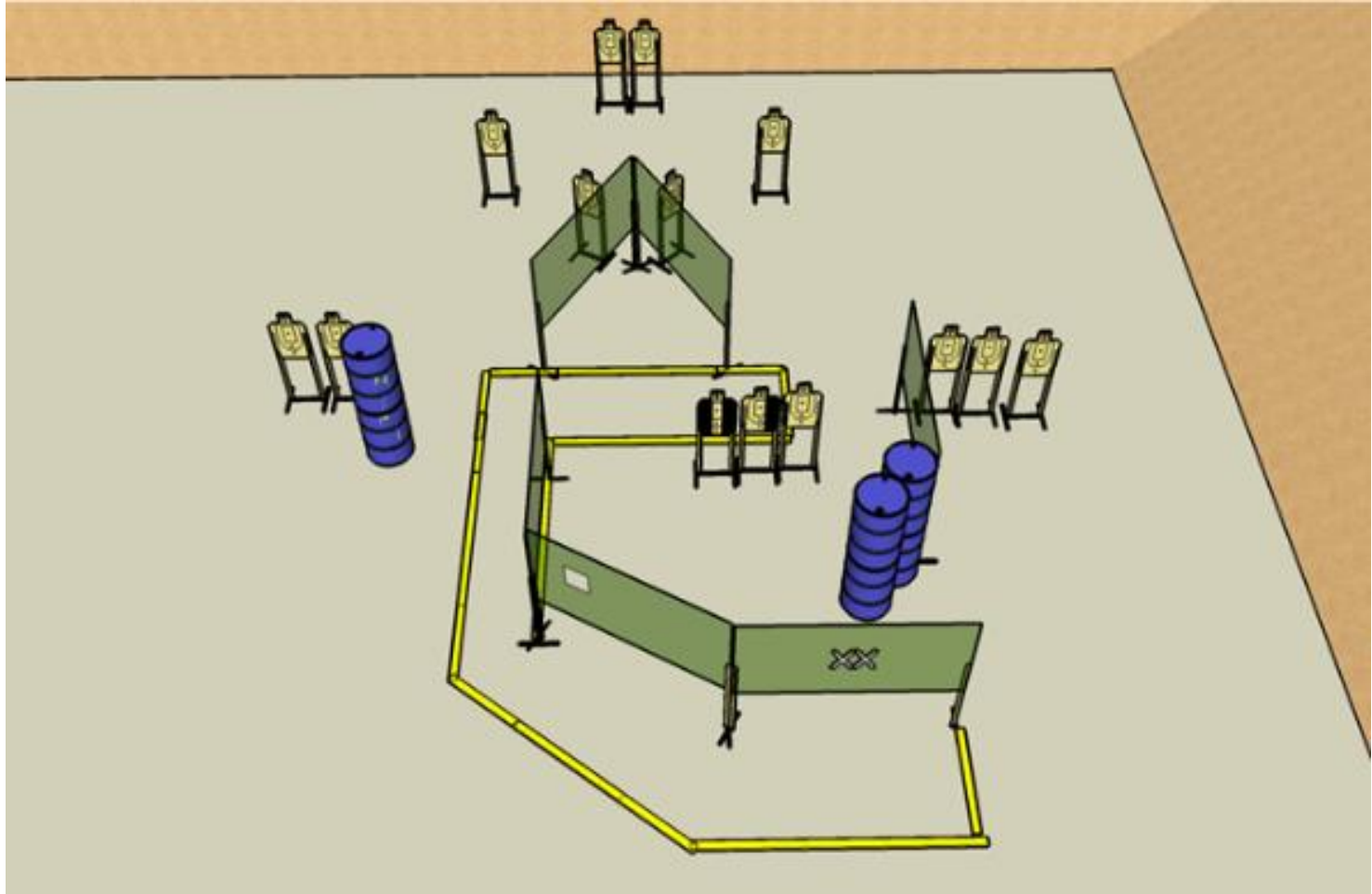


Stage 3

Course Designer: Jeremy Jouette



START POSITION: Palms flat on XXs.	
GUN READY CONDITION: Gun loaded and holstered as per USPSA rules 8.1.1 and 8.1.2.	SCORING: Comstock, 28 rounds, 140 points TARGETS: 14 metric SCORED HITS: Best 2 per paper START-STOP: Audible - Last shot RULES: USPSA current edition
STAGE PROCEDURE: Upon start signal, engage all targets from within fault lines.	



SETUP NOTES:

RO NOTES:



Stage 4

Course Designer: Jeremy Jouette

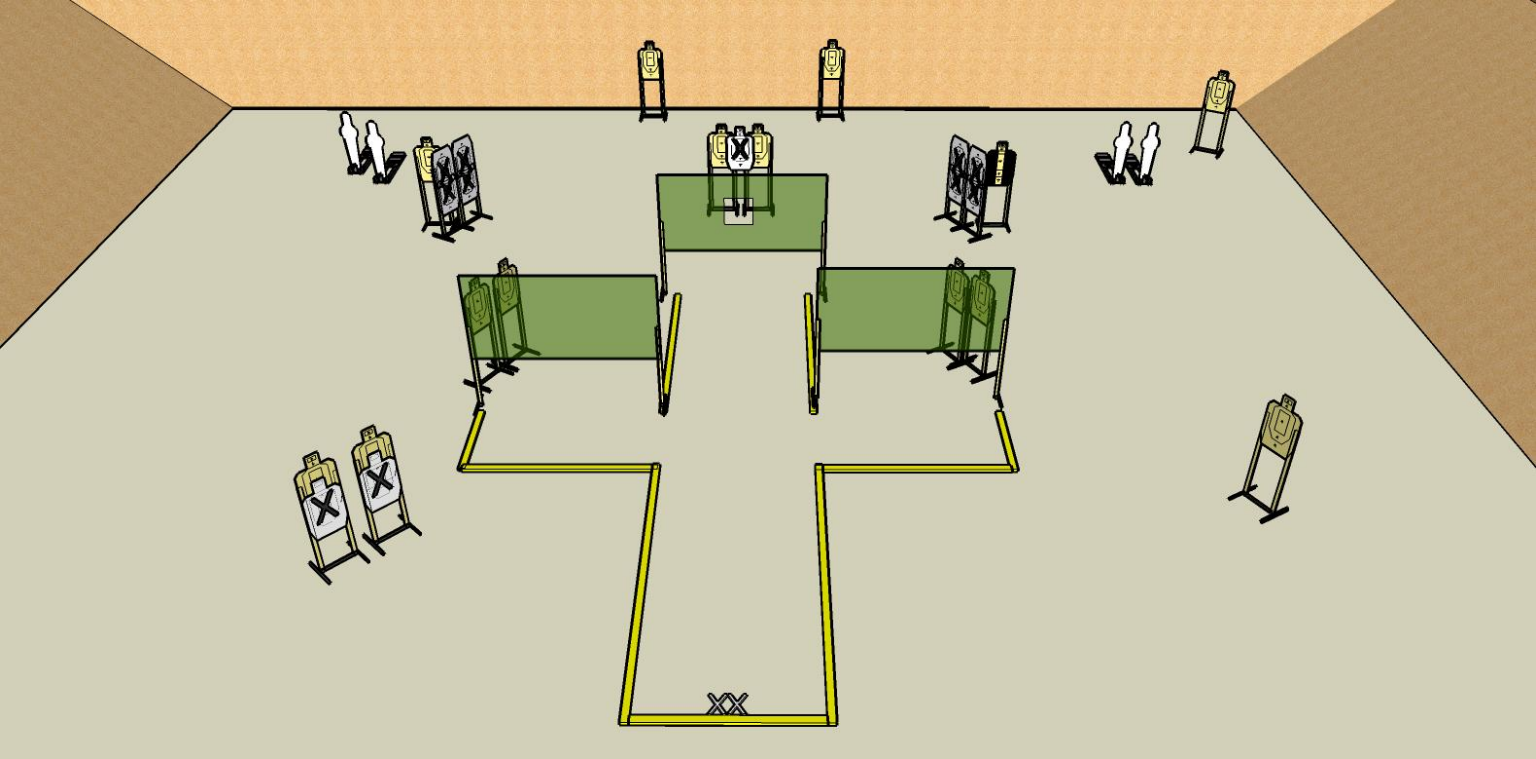


START POSITION: Standing inside the shooting area, heels against XXs, hands interlaced behind head.

GUN READY CONDITION: Gun loaded and holstered as per USPSA rules 8.1.1 and 8.1.2.

SCORING: Comstock, 32 rounds, 160 points
TARGETS: 14 metric, 4 steel
SCORED HITS: Best 2 per paper, steel must fall to score.
START-STOP: Audible - Last shot
RULES: USPSA current edition

STAGE PROCEDURE: Upon start signal, engage all targets from within fault lines.



SETUP NOTES:

RO NOTES:



Stage 5
Course Designer: Bryant Willett



START POSITION:	
GUN READY CONDITION:	SCORING: Comstock, ___ rounds, ___ points TARGETS: SCORED HITS: Best 2 per paper, steel must fall to score. START-STOP: Audible - Last shot RULES: USPSA current edition
STAGE PROCEDURE:	



SETUP NOTES:	RO NOTES:
---------------------	------------------