



CM 99-48

Tight Squeeze

RULES: Practical Shooting Handbook, Latest Edition **COURSE DESIGNER:** Joe Hudson—Modifications by US Design Team

START POSITION: Standing in Box A facing targets, both wrists above respective shoulders. Handgun is loaded and holstered as per ready condition in rule 8.1.1 and 8.1.2.

STAGE PROCEDURE

Upon start signal, from Box A, engage T1-T3 with only two rounds per target, then make a mandatory reload and from Box A re-engage T1-T3 with only two rounds per target.

SCORING

SCORING: Virginia Count, 12 rounds, 60 points

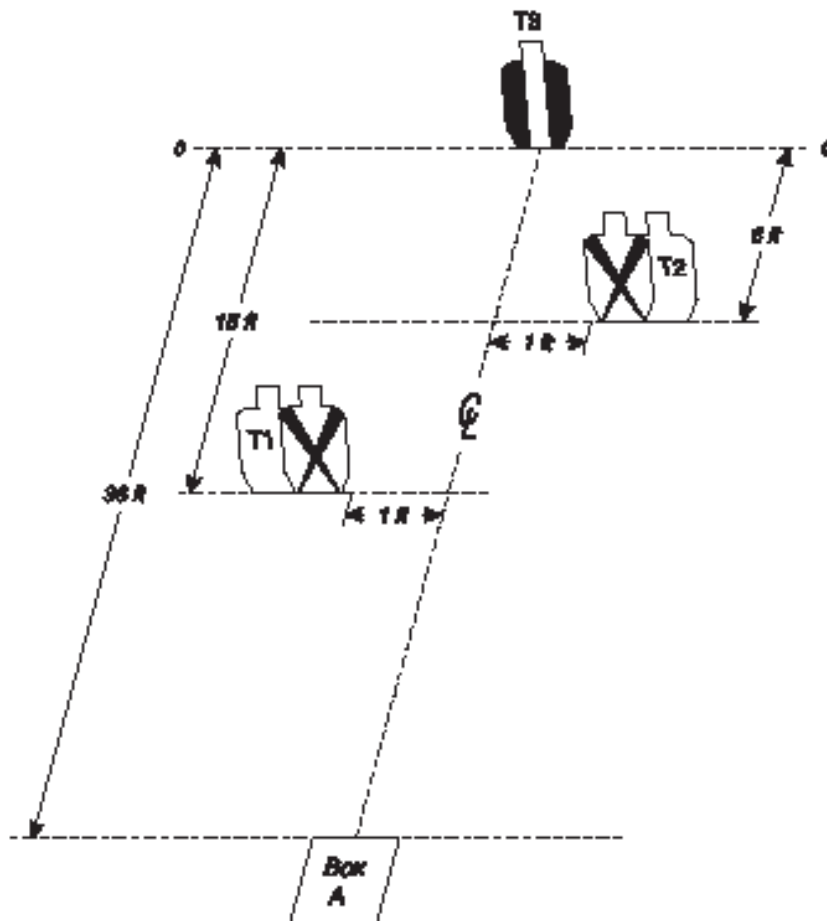
TARGETS: 3 IPSC

SCORED HITS: Best 4/paper

START - STOP: Audible - Last shot

PENALTIES: Per current edition of USPSA Practical Shooting Handbook.

Failure to perform mandatory reload will result in one procedural penalty per shot fired.



SETUP NOTES: Set paper targets to 5 feet high at shoulders. Hard cover on T3 is even with edges of A zone. No-shoots are placed on T1 and T2 so that they



are the same height and that the perforation line of the A zone is overlapped by the perforation of the non-scoring border of the no-shoot. Box A is 3 feet by 3 feet.



Stage 2

Course Designer: BPSA Design Team

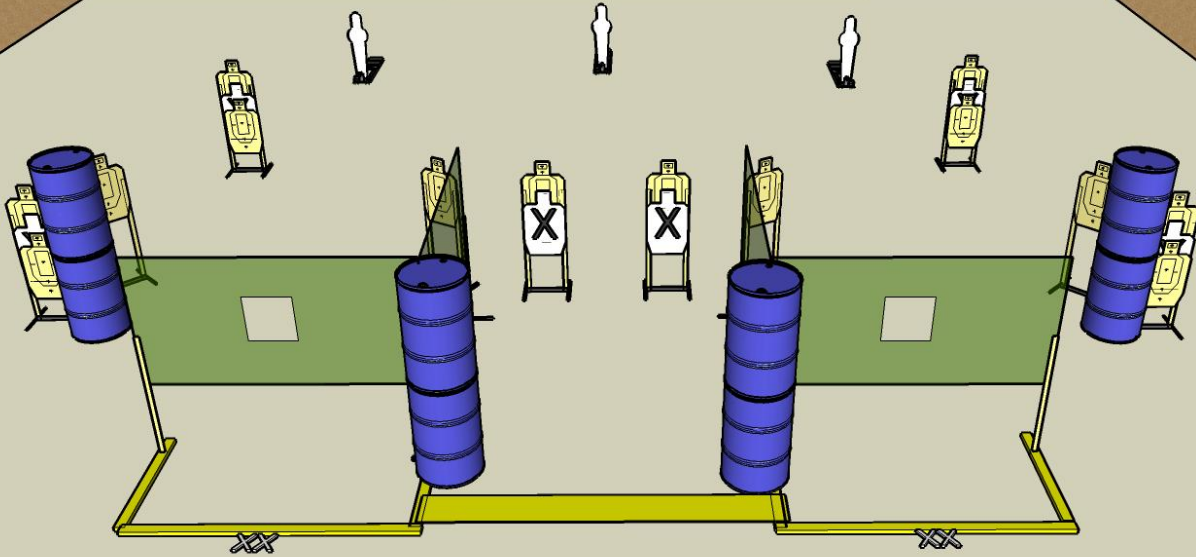


START POSITION: Standing on either XX's, outside of the shooting area, toes against rear fault line, facing downrange, hands at sides.

GUN READY CONDITION: Gun loaded and holstered as per USPSA rules 8.1.1 and 8.1.2.

SCORING: Comstock, 31 rounds, 155 points
TARGETS: 14 metric, 3 steel
SCORED HITS: Best 2 per paper, steel must fall to score
START-STOP: Audible - Last shot
RULES: USPSA current edition

STAGE PROCEDURE: Upon start signal, engage all targets from within fault lines and from on plank.



SETUP NOTES:

RO NOTES:



Stage 3

Course Designer: Jim Meade

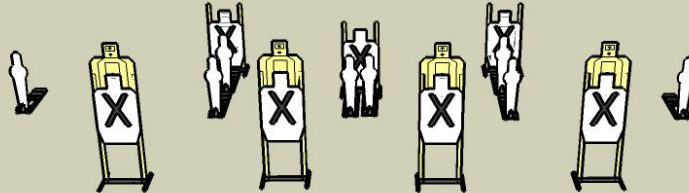


START POSITION: Standing in shooting area, facing downrange, hands interlaced behind head, heels touching the rear fault line.

GUN READY CONDITION: Gun loaded and holstered as per USPSA rules 8.1.1 and 8.1.2.

SCORING: Comstock, 16 rounds, 80 points
TARGETS: 4 metric, 8 steel
SCORED HITS: Best 2 per paper, steel must fall to score
START-STOP: Audible - Last shot
RULES: USPSA current edition

STAGE PROCEDURE: Upon start signal, from within shooting area, engage paper array, make a mandatory reload, then engage steel array. Arrays can be engaged in either order.



SETUP NOTES:

RO NOTES:



Stage 4

Course Designer: BPSA Design Team



START POSITION: Hands on XXs.

GUN READY CONDITION: Gun loaded and holstered as per USPSA rules 8.1.1 and 8.1.2.

SCORING: Comstock, 32 rounds, 160 points

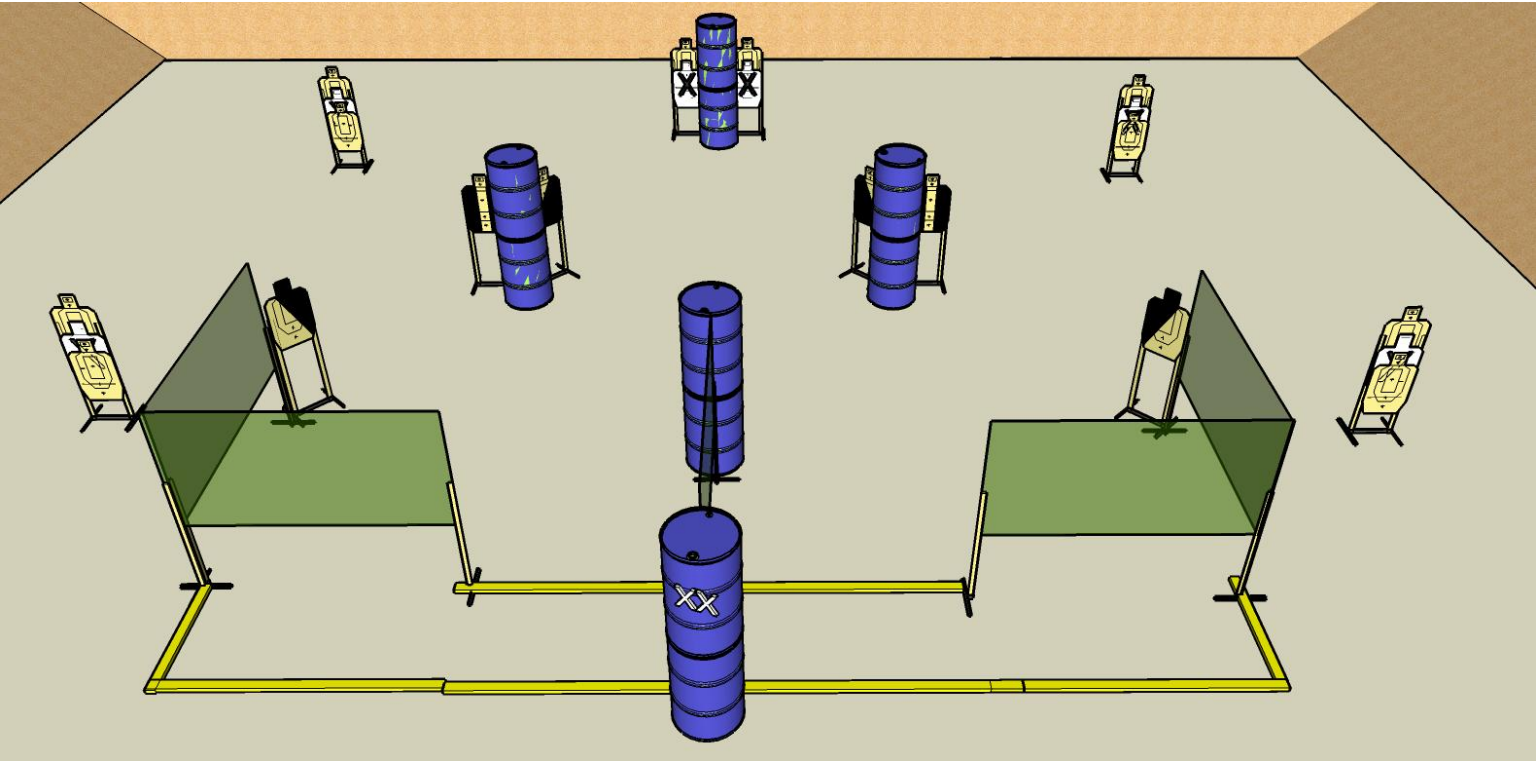
TARGETS: 16 metric

SCORED HITS: Best 2 per paper

START-STOP: Audible - Last shot

STAGE PROCEDURE: Upon start signal, engage all targets from within fault lines.

RULES: USPSA current edition



SETUP NOTES:

RO NOTES:



Stage 5

Course Designer: BPSA Design Team

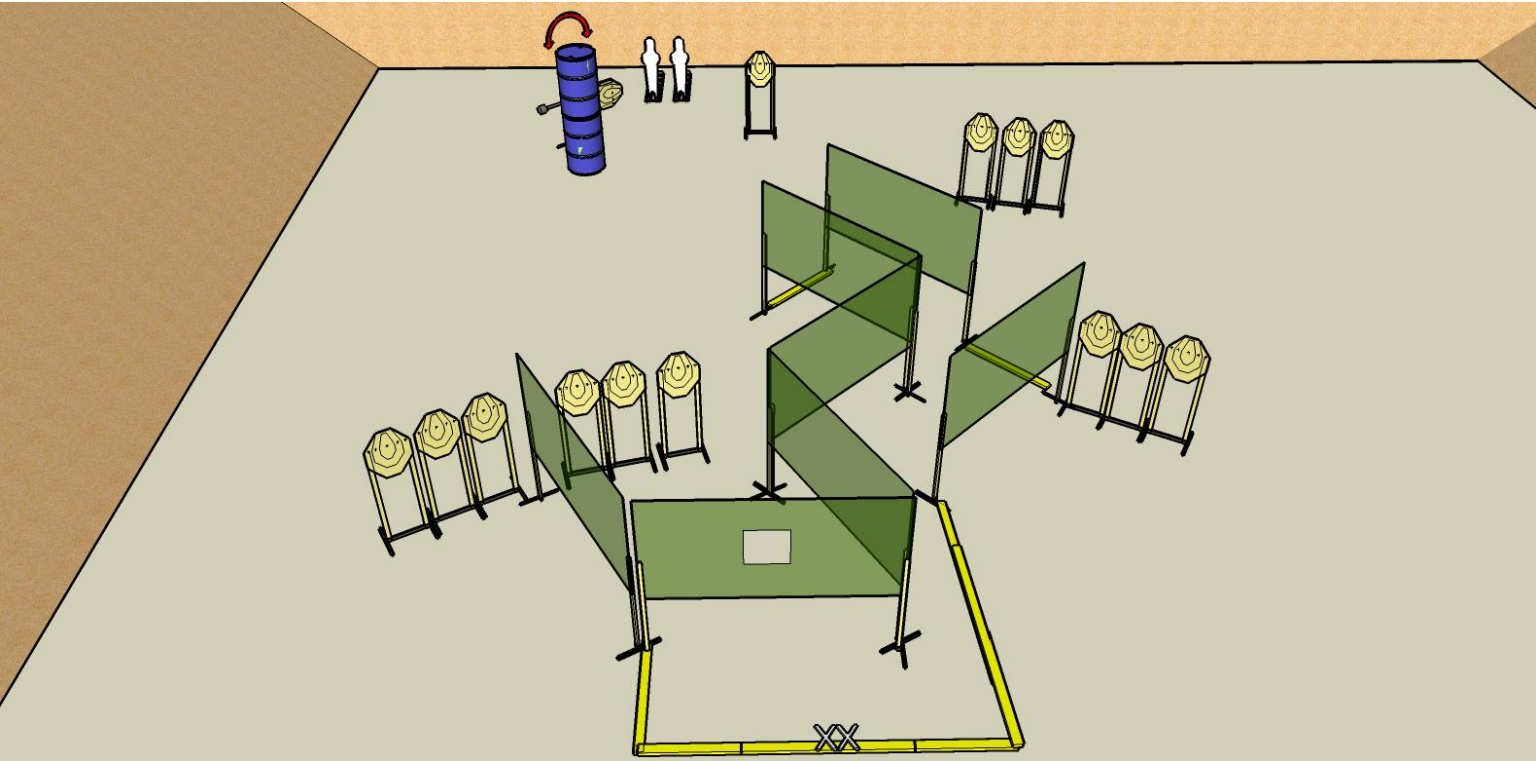


START POSITION: Standing on XXs, heels against rear fault line, hands at sides..

GUN READY CONDITION: Gun loaded and holstered as per USPSA rules 8.1.1 and 8.1.2.

SCORING: Comstock, 30 rounds, 150 points
TARGETS: 14 classic, 2 steel
SCORED HITS: Best 2 per paper, steel must fall to score
START-STOP: Audible - Last shot
RULES: USPSA current edition

STAGE PROCEDURE: Upon start signal, engage targets from within fault lines.



SETUP NOTES:

RO NOTES: