



CM 99-47

Triple Choice

RULES: Practical Shooting Handbook, Latest Edition COURSE DESIGNER: Jean Johnson—Modifications by US Design Team

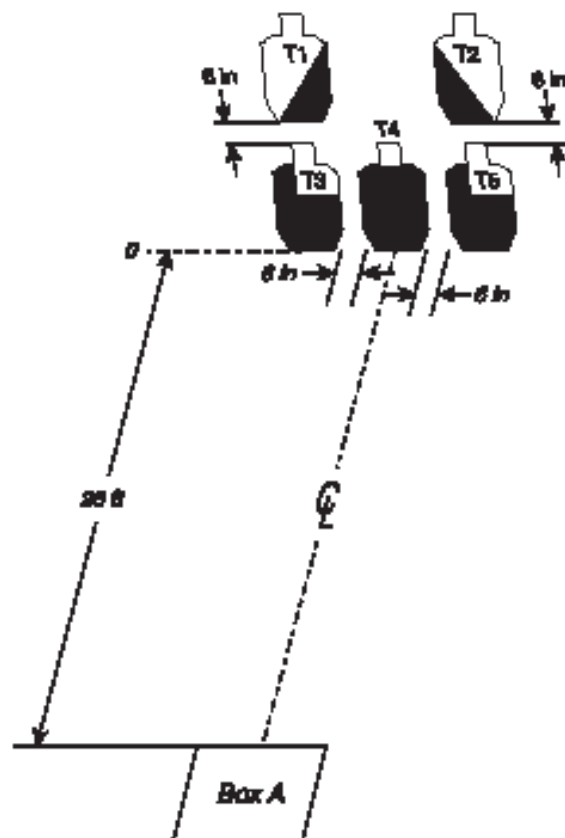
START POSITION: Standing in Box A facing targets with both arms hanging relaxed at sides. Handgun is loaded and holstered as per ready condition in rule 8.1.1 and 8.1.2.

STAGE PROCEDURE

- String 1. Upon start signal, from Box A, engage T1-T5 with only one round per target.
 - String 2. Upon start signal, from Box A, engage T1-T5 with only one round per target using strong hand only.
 - String 3. Upon start signal, transfer gun to weak hand and from Box A engage T1-T5 with only one round per target using weak hand only.
- Jams may be cleared with both hands.

SCORING

SCORING: Virginia Count, 15 rounds, 75 points
TARGETS: 5 IPSC
SCORED HITS: Best 3/paper
START - STOP: Audible - Last shot
PENALTIES: Per current edition of USPSA Practical Shooting Handbook.



SETUP NOTES: Targets T1 & T3 and T2 & T5 are mounted above each other on one target stand. The bottoms of T3, T4, and T5 are 14 inches above ground.



Hard cover on T3 and T5 covers from top of shoulder downward along left edge of A zone to 5 inches below top of A zone. Box A is 3 feet by 3 feet.

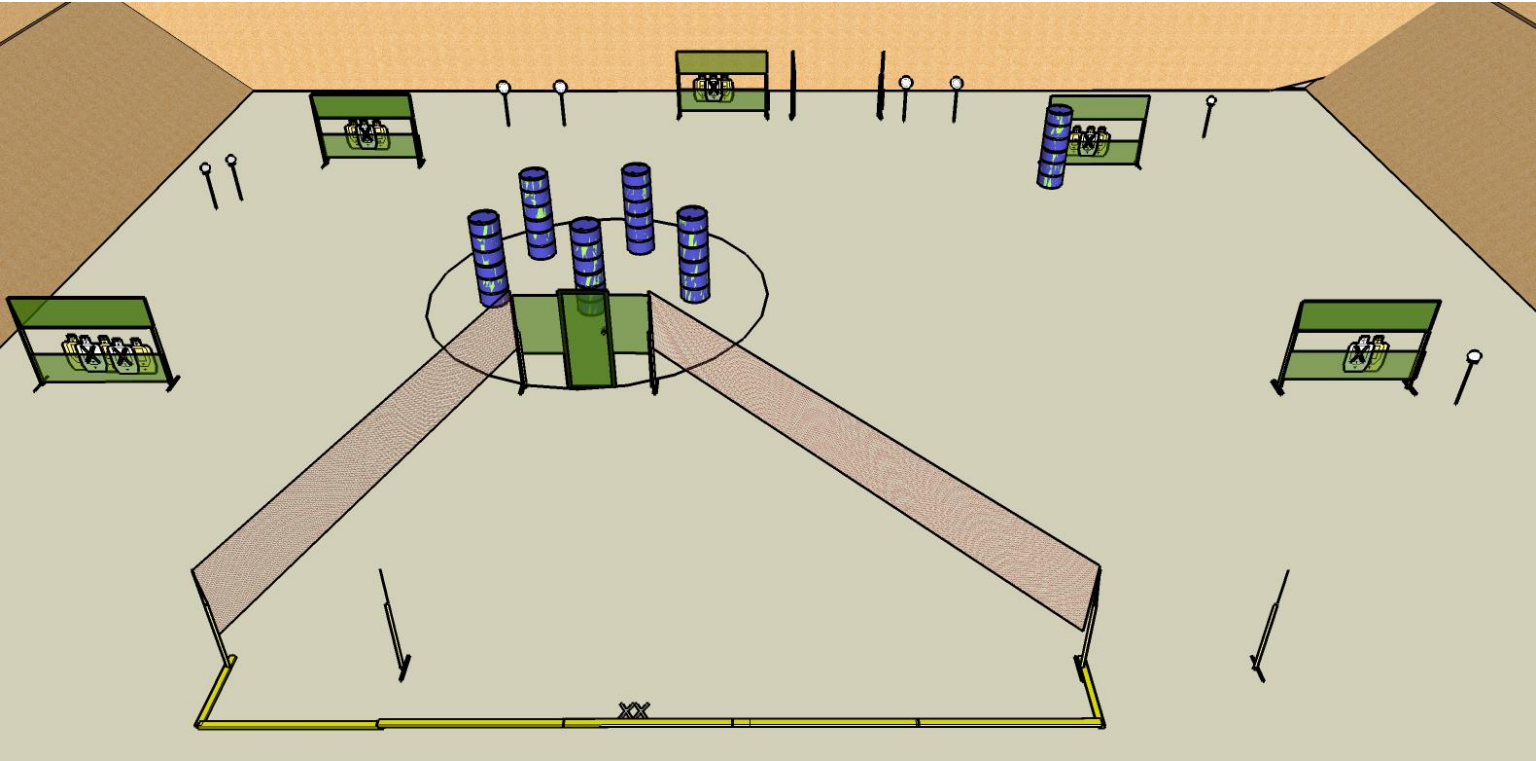


Stage 2

Course Designer: BPSA Design Team



| | |
|--|--|
| START POSITION: Standing on XXs, facing downrange, hands relaxed at sides. | |
| GUN READY CONDITION: Gun loaded and holstered as per USPSA rules 8.1.1 and 8.1.2. | SCORING: Comstock, 28 rounds, 140 points |
| STAGE PROCEDURE: Upon start signal, engage all targets from within fault lines. | TARGETS: 10 metric, 8 steel |
| | SCORED HITS: Best 2 per paper, steel must fall to score |
| | START-STOP: Audible - Last shot |
| | RULES: USPSA current edition |



SETUP NOTES:

RO NOTES:



Stage 3

Course Designer: BPSA Design Team

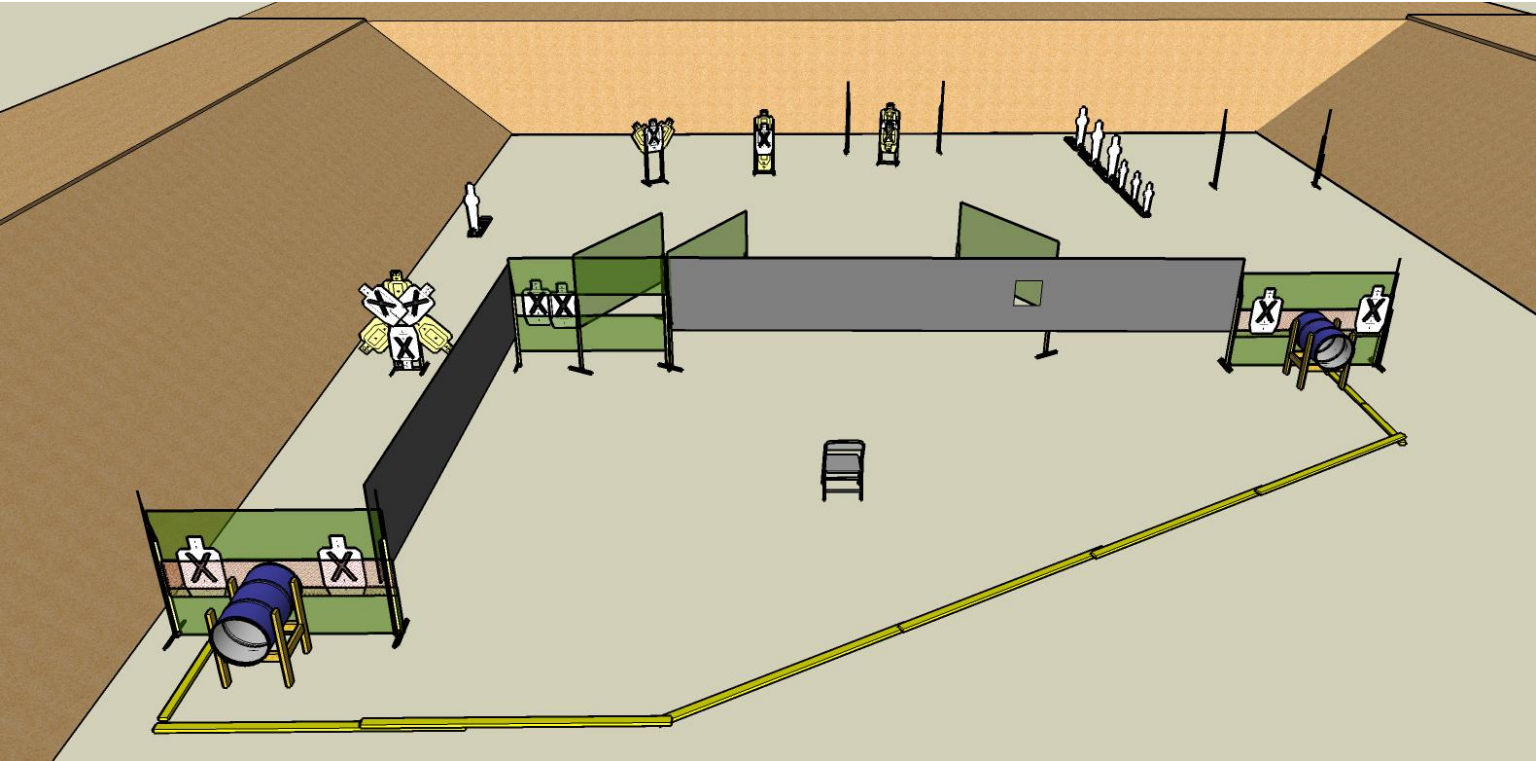


START POSITION: Seated in chair, back touching chair, feet flat on ground, hands on knees.

GUN READY CONDITION: Gun loaded and holstered as per USPSA rules 8.1.1 and 8.1.2.

SCORING: Comstock, 25 rounds, 125 points
TARGETS: 9 metric, 7 steel
SCORED HITS: Best 2 per paper, steel must fall to score
START-STOP: Audible - Last shot
RULES: USPSA current edition

STAGE PROCEDURE: Upon start signal, engage all targets from within fault lines.



SETUP NOTES:

RO NOTES: Snow fence is soft cover. Black fence is hard cover.



Stage 4

Course Designer: GPSL Design Team

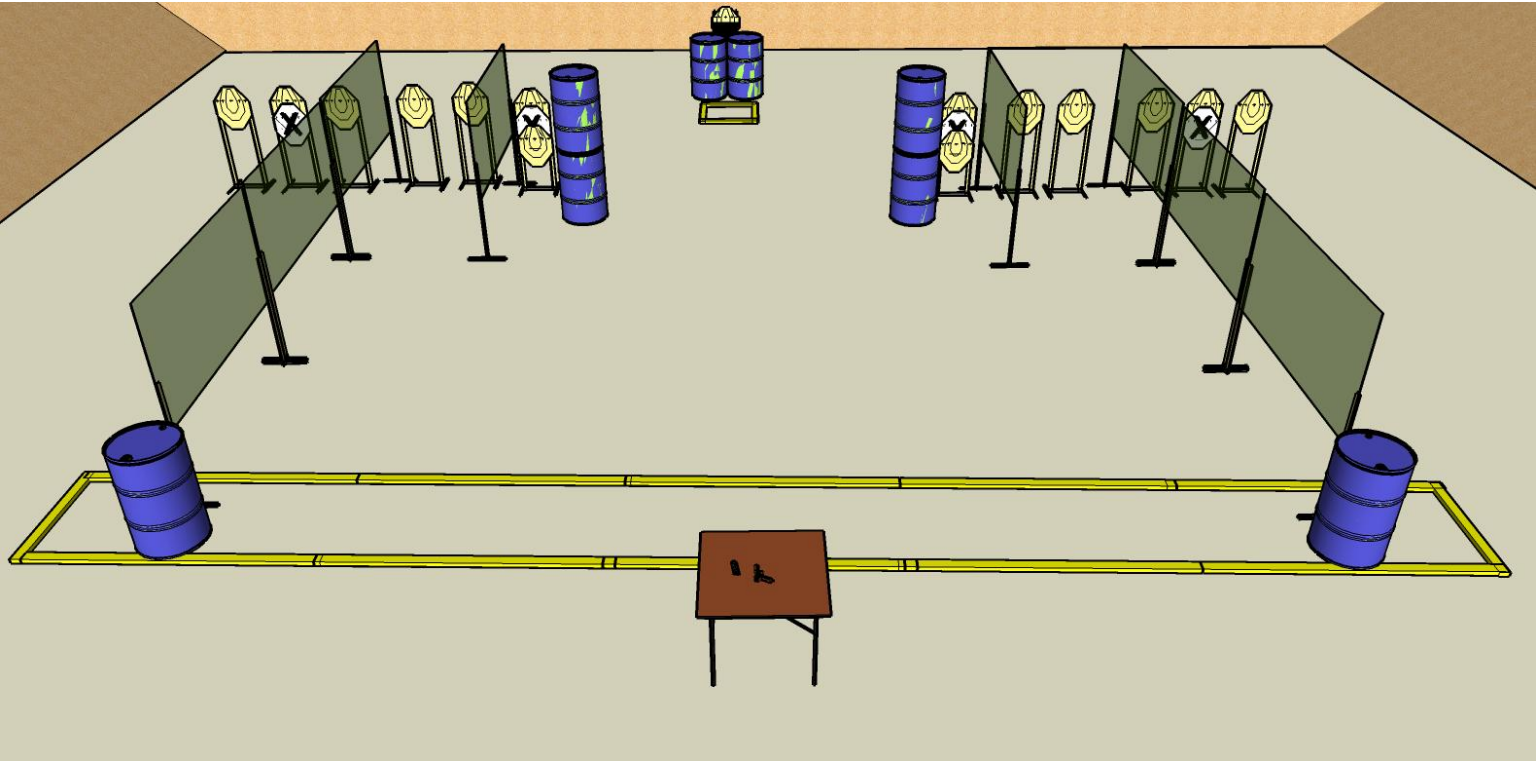


START POSITION: Standing behind table, palms flat on marks on table, charge ammo also placed on table.

GUN READY CONDITION: Gun unloaded, pointing down range, lying flat (un-propped) on table, trigger guard over mark, per ready condition 8.1

SCORING: Comstock, 30 rounds, 150 points
TARGETS: 15 classic
SCORED HITS: Best 2 per paper
START-STOP: Audible - Last shot
RULES: USPSA current edition

STAGE PROCEDURE: Upon start signal, engage all targets from within fault lines.



SETUP NOTES:

RO NOTES:



Stage 5

Course Designer: BPSA Design Team



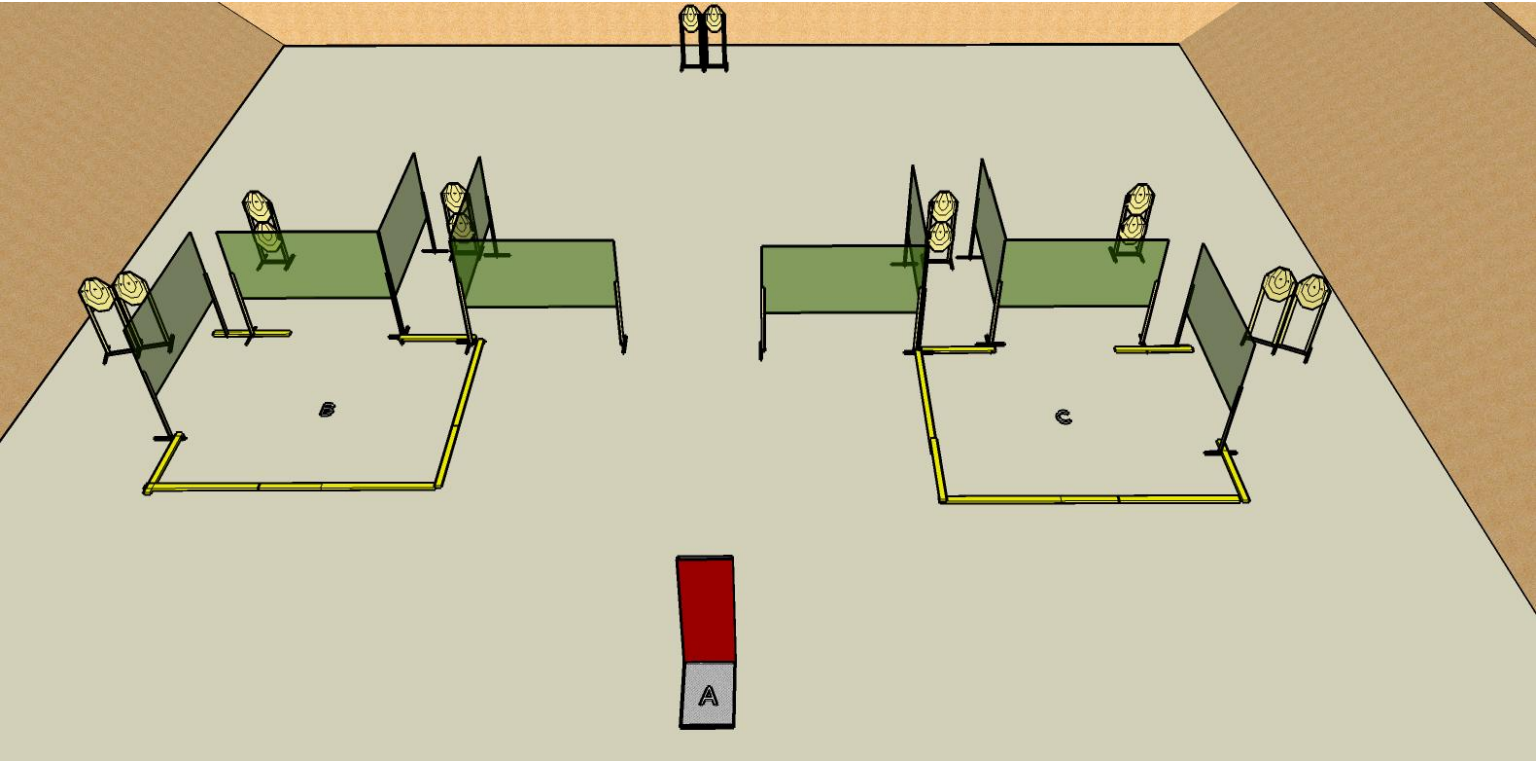
START POSITION: Standing in Area A, facing downrange, hands relaxed at sides.

GUN READY CONDITION: Gun loaded and holstered as per USPSA rules 8.1.1 and 8.1.2.

SCORING: Comstock, 28 rounds, 140 points
TARGETS: 14 classic
SCORED HITS: Best 2 per paper
START-STOP: Audible - Last shot

STAGE PROCEDURE: Upon start signal, engage all targets from within areas A, B, and C.

RULES: USPSA current edition



SETUP NOTES:

RO NOTES: