



CM 08-02

Steeler Standards

RULES: USPSA Rule Book, Current Edition

COURSE DESIGNER: George Jones

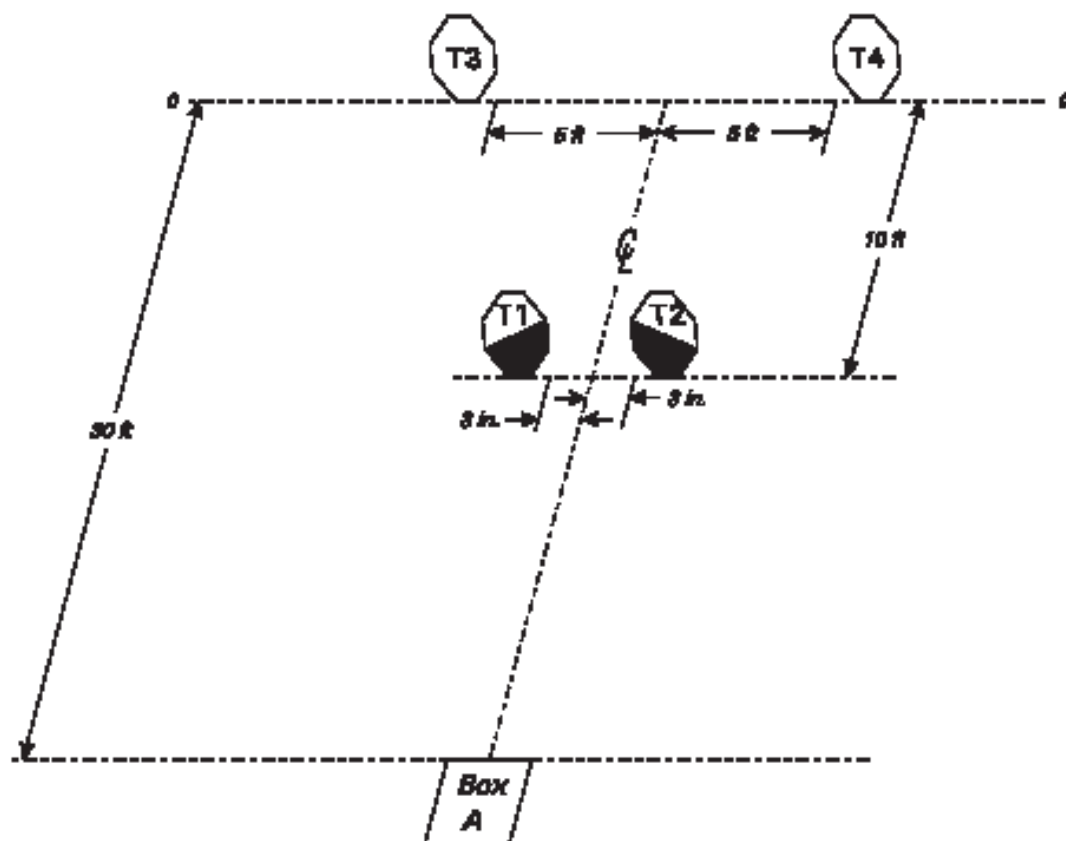
START POSITION: Standing in Box A, hands above shoulders. Handgun is loaded and holstered as per ready condition in rule 8.1.1 and 8.1.2.

STAGE PROCEDURE

- String 1: From Box A only, engage T1-T4 with only one round each freestyle, then perform a mandatory reload, then re-engage T1-T4 with one round each freestyle.
- String 2: From Box A only, engage T1-T4 with only one round each freestyle, then perform a mandatory reload, then re-engage T1-T4 with one round each strong hand only.
- String 3: From Box A only, engage T1-T4 with one round each weak hand only.

SCORING

- SCORING:** Virginia Count, 20 rounds, 100 points
- TARGETS:** 4 Classic
- SCORED HITS:** Best 5/paper
- START - STOP:** Audible - Last shot
- PENALTIES:** Per current edition of USPSA Rule Book.



SETUP NOTES: T1 and T2 are 4.5 feet high at top of target. Set targets T1 and T2 six inches apart edge to edge. T3 and T4 are 4 feet high at top of target. Box A is 3 feet by 3 feet.





Stage 2

Course Designer: BPSA Design Team



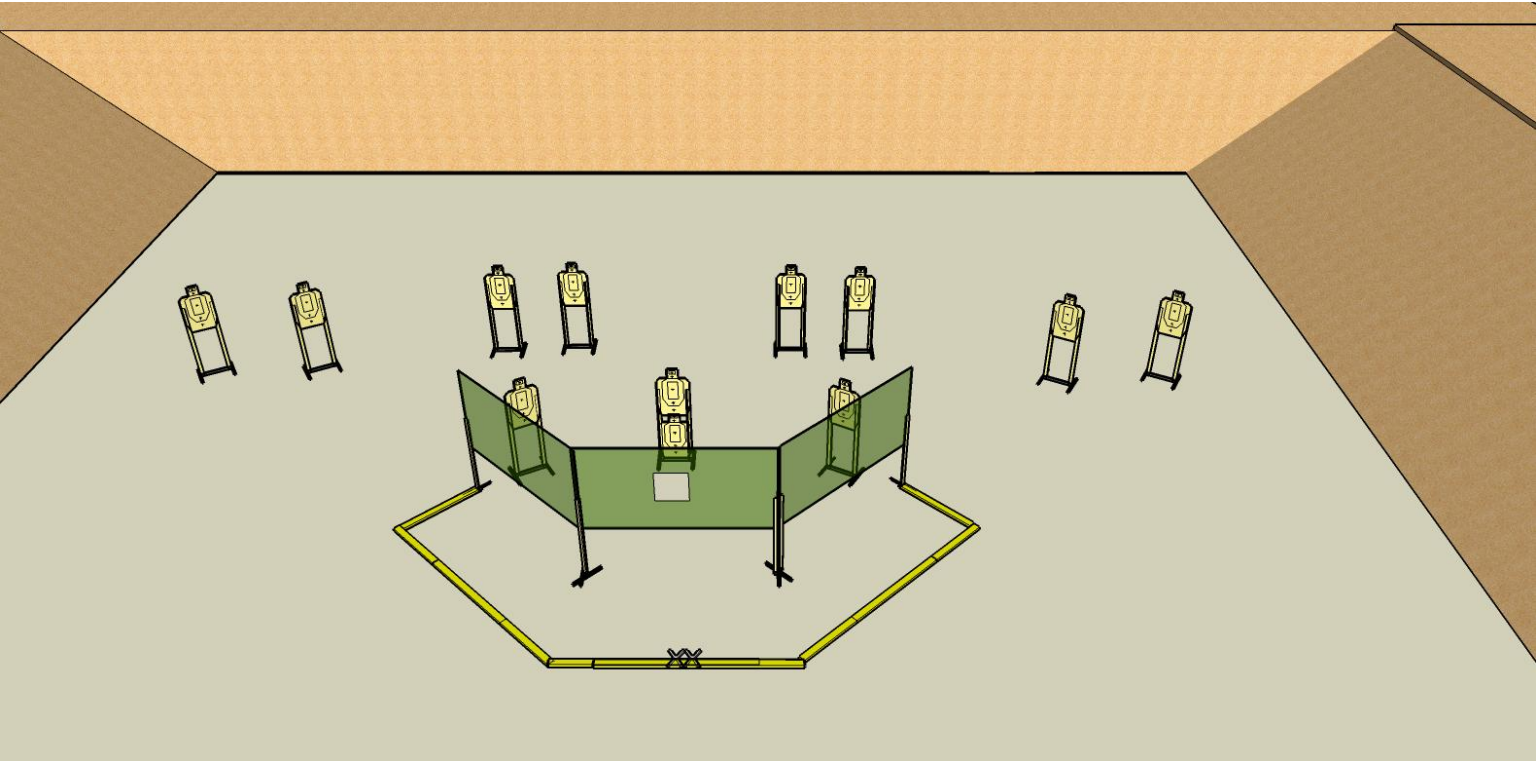
START POSITION: Standing on XXs, facing downrange, hands relaxed at sides.

GUN READY CONDITION: Gun loaded and holstered as per USPSA rules 8.1.1 and 8.1.2.

SCORING: Comstock, 24 rounds, 120 points
TARGETS: 12 metric
SCORED HITS: Best 2 per paper
START-STOP: Audible - Last shot

STAGE PROCEDURE: Upon start signal, engage all targets from within fault lines.

RULES: USPSA current edition



SETUP NOTES:

RO NOTES:



Stage 3

Course Designer: BPSA Design Team

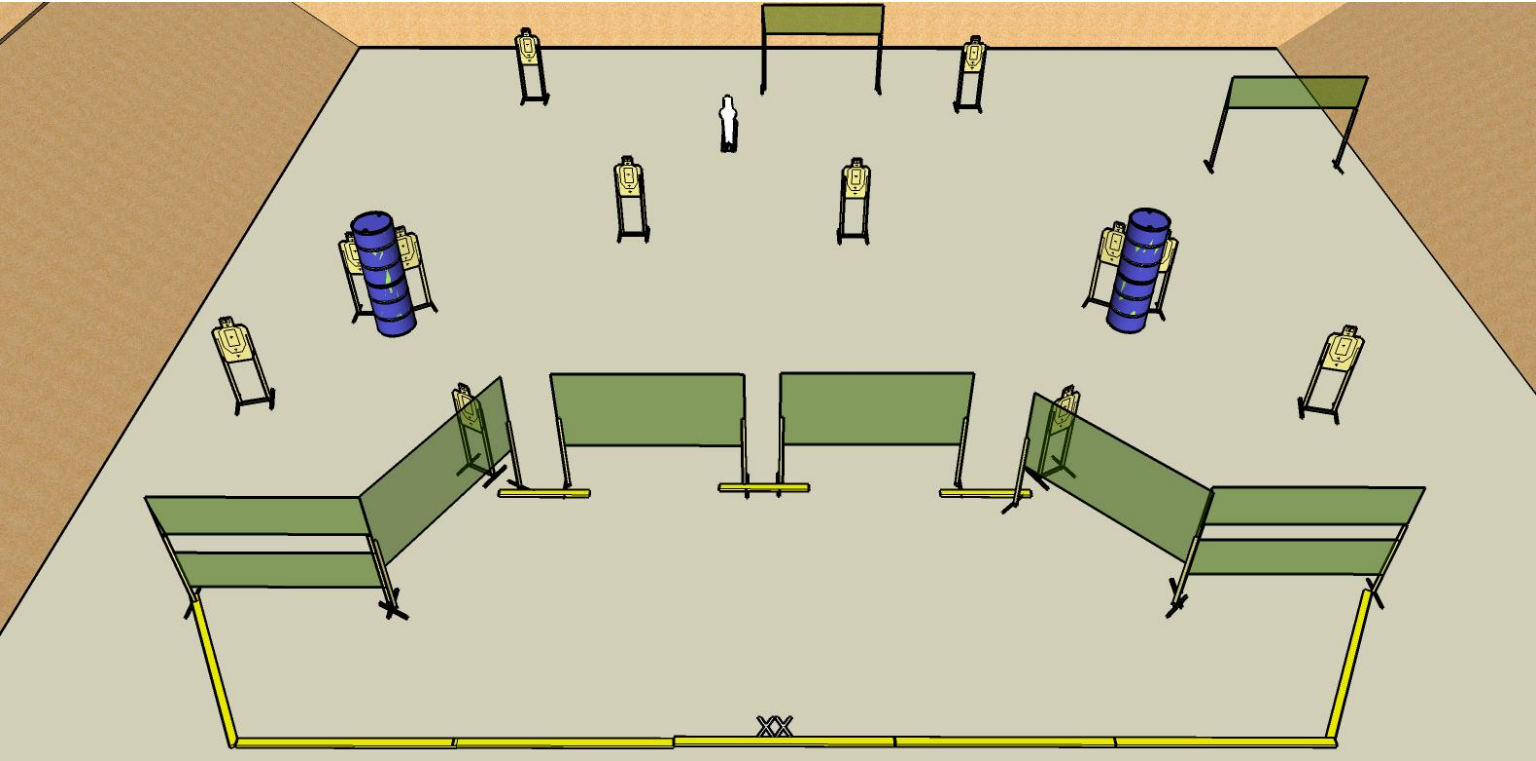


START POSITION: Standing on XXs, facing downrange, hands relaxed at sides.

GUN READY CONDITION: Gun loaded and holstered as per USPSA rules 8.1.1 and 8.1.2.

SCORING: Comstock, 25 rounds, 125 points
TARGETS: 12 metric, 1 steel
SCORED HITS: Best 2 per paper, steel must fall to score
START-STOP: Audible - Last shot
RULES: USPSA current edition

STAGE PROCEDURE: Upon start signal, engage all targets from within fault lines.



SETUP NOTES:

RO NOTES:

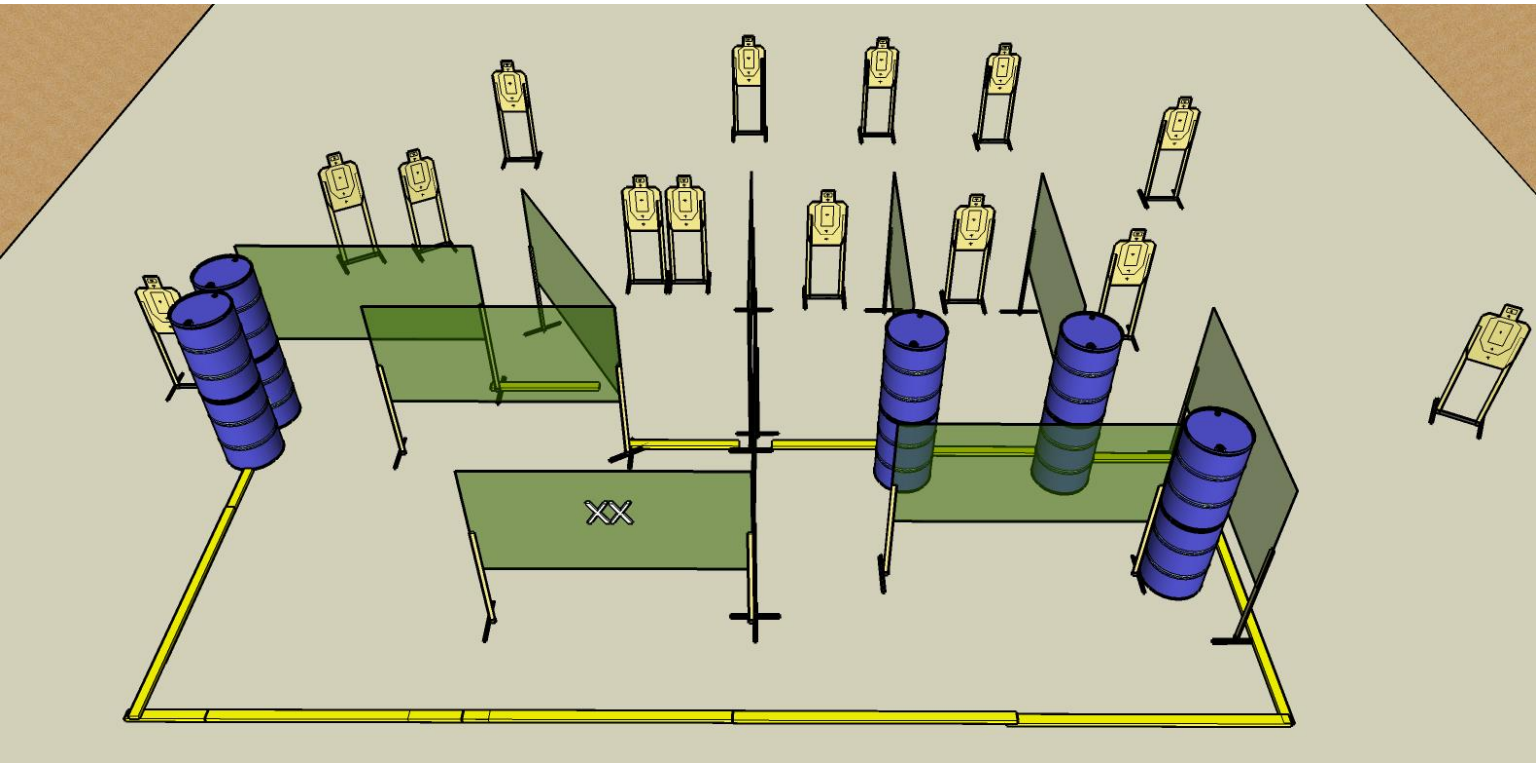


Stage 4

Course Designer: BPSA Design Team



START POSITION: Hands on XXs.	
GUN READY CONDITION: Gun loaded and holstered as per USPSA rules 8.1.1 and 8.1.2.	SCORING: Comstock, 28 rounds, 140 points
STAGE PROCEDURE: Upon start signal, engage all targets from within fault lines.	TARGETS: 14 metric
	SCORED HITS: Best 2 per paper
	START-STOP: Audible - Last shot
RULES: USPSA current edition	



SETUP NOTES:

RO NOTES:



Stage 5

Course Designer: BPSA Design Team



START POSITION: Feet on XXs, facing downrange, hands relaxed at sides.

GUN READY CONDITION: Gun loaded and holstered as per USPSA rules 8.1.1 and 8.1.2.

SCORING: Comstock, 28 rounds, 140 points

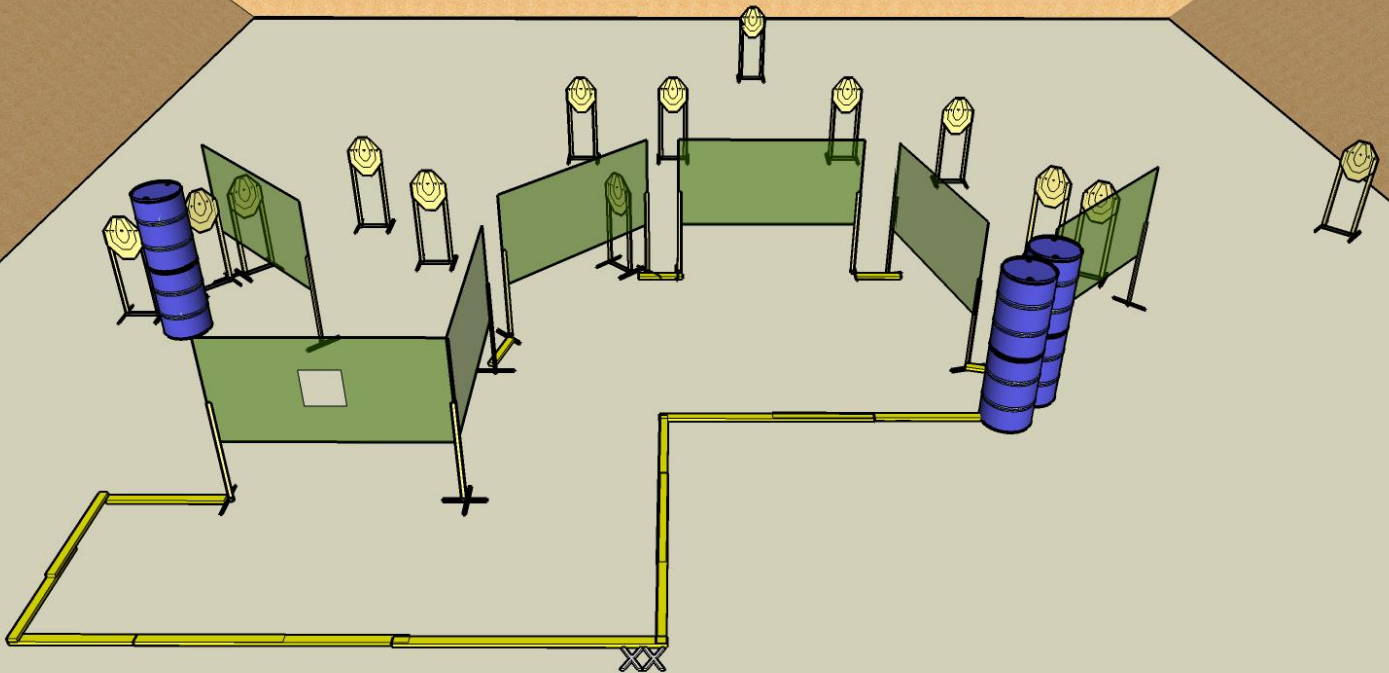
TARGETS: 14 classic

SCORED HITS: Best 2 per paper

START-STOP: Audible - Last shot

STAGE PROCEDURE: Upon start signal, engage all targets from within fault lines.

RULES: USPSA current edition



SETUP NOTES:

RO NOTES: