



RULES: USPSA Rule Book, Current Edition

COURSE DESIGNER: Mark Ramsey and John Golson

**START POSITION:** Standing erect in Box A, arms hanging naturally at sides. Handgun is loaded and holstered as per ready condition in rule 8.1.1 and 8.1.2.

### STAGE PROCEDURE

On signal, from Box A only:

String 1: Engage T1 with five rounds only. Perform a mandatory reload and engage T2 with five rounds only.

String 2: Engage T3 with five rounds only. Perform a mandatory reload and engage T4 with five rounds only.

Targets within a string may be engaged in any order without penalty

### SCORING

**SCORING:** Virginia Count, 20 rounds, 100 points

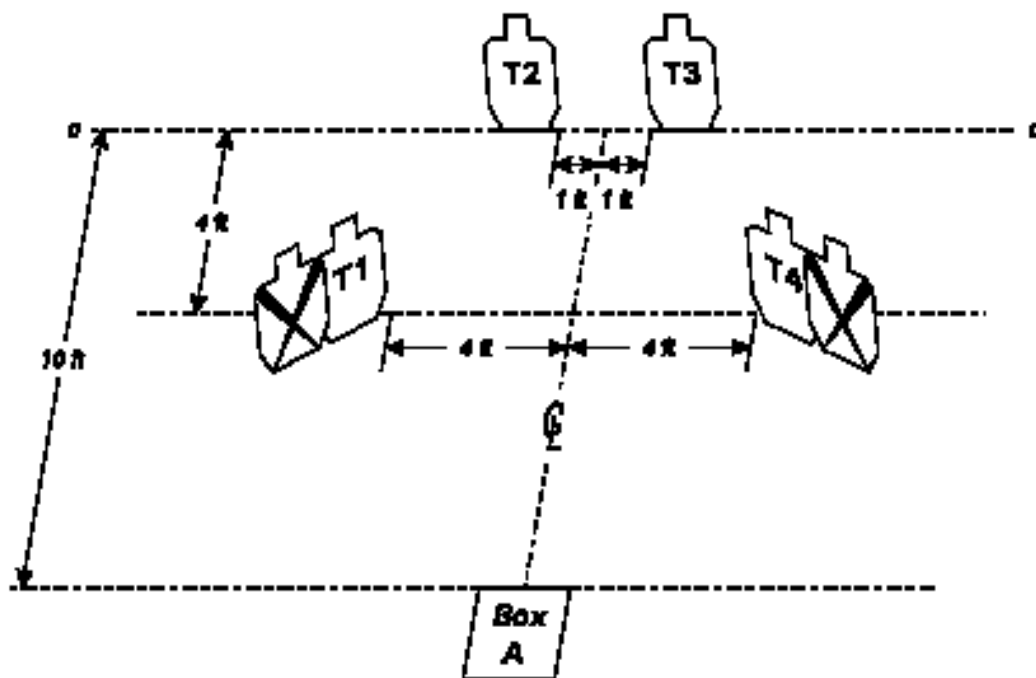
**TARGETS:** 4 IPSC

**SCORED HITS:** Best 5/paper

**START - STOP:** Audible - Last shot

**PENALTIES:** Per current edition of USPSA Rule Book.

Failure to perform reload is per-shot-fired penalty.



**SETUP NOTES:** Set targets T1 and T4 to 4 feet high at shoulders and angled at 45 degrees from the center line. Set targets T2 and T3 to 5 feet at shoulders. Scoring lines of no-shoots overlay C-zone scoring lines



of targets. Bottom of no-shoot is even with bottom of target. Box A is 3 feet by 3 feet.



# Left Way

## Stage 2

Course Designer: Team EAGC

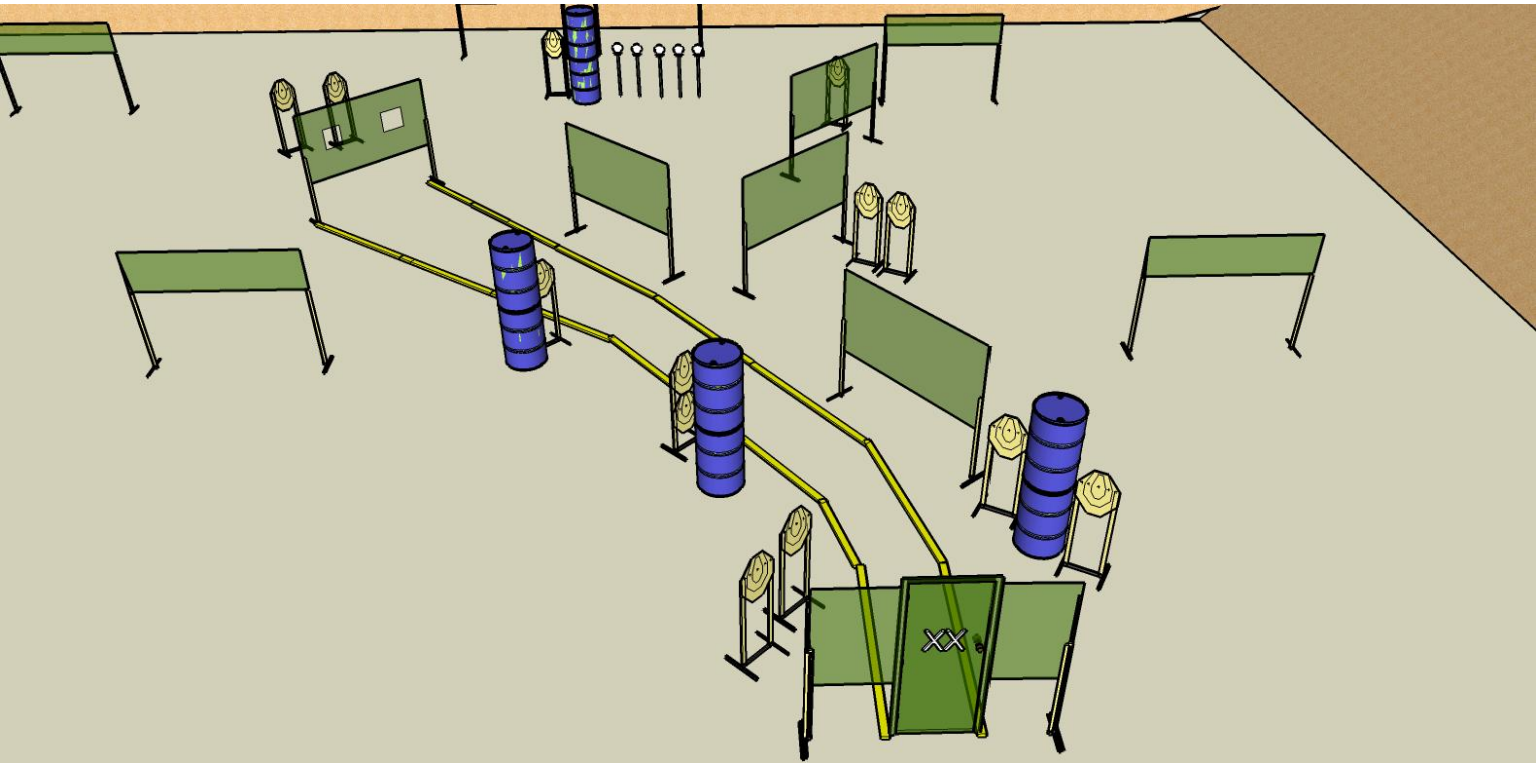


**START POSITION:** Standing outside door, door closed, palms flat on XX's

**GUN READY CONDITION:** Gun loaded and holstered as per USPSA rules 8.1.1 and 8.1.2.

**SCORING:** Comstock, 31 rounds, 155 points  
**TARGETS:** 13 classic, 5 steel  
**SCORED HITS:** Best 2 per paper, steel must fall to score  
**START-STOP:** Audible - Last shot  
**RULES:** USPSA current edition

**STAGE PROCEDURE:** Upon start signal, engage all targets from within fault lines.



**SETUP NOTES:**

**RO NOTES:**



# Flexible Stage 3

Course Designer: BPSA Design Team



**START POSITION:** Standing inside the shooting area, facing down range, arms relaxed at sides, heels on marks

**GUN READY CONDITION:** Gun loaded and holstered as per USPSA rules 8.1.1 and 8.1.2.

**SCORING:** Comstock, 32 rounds, 160 points

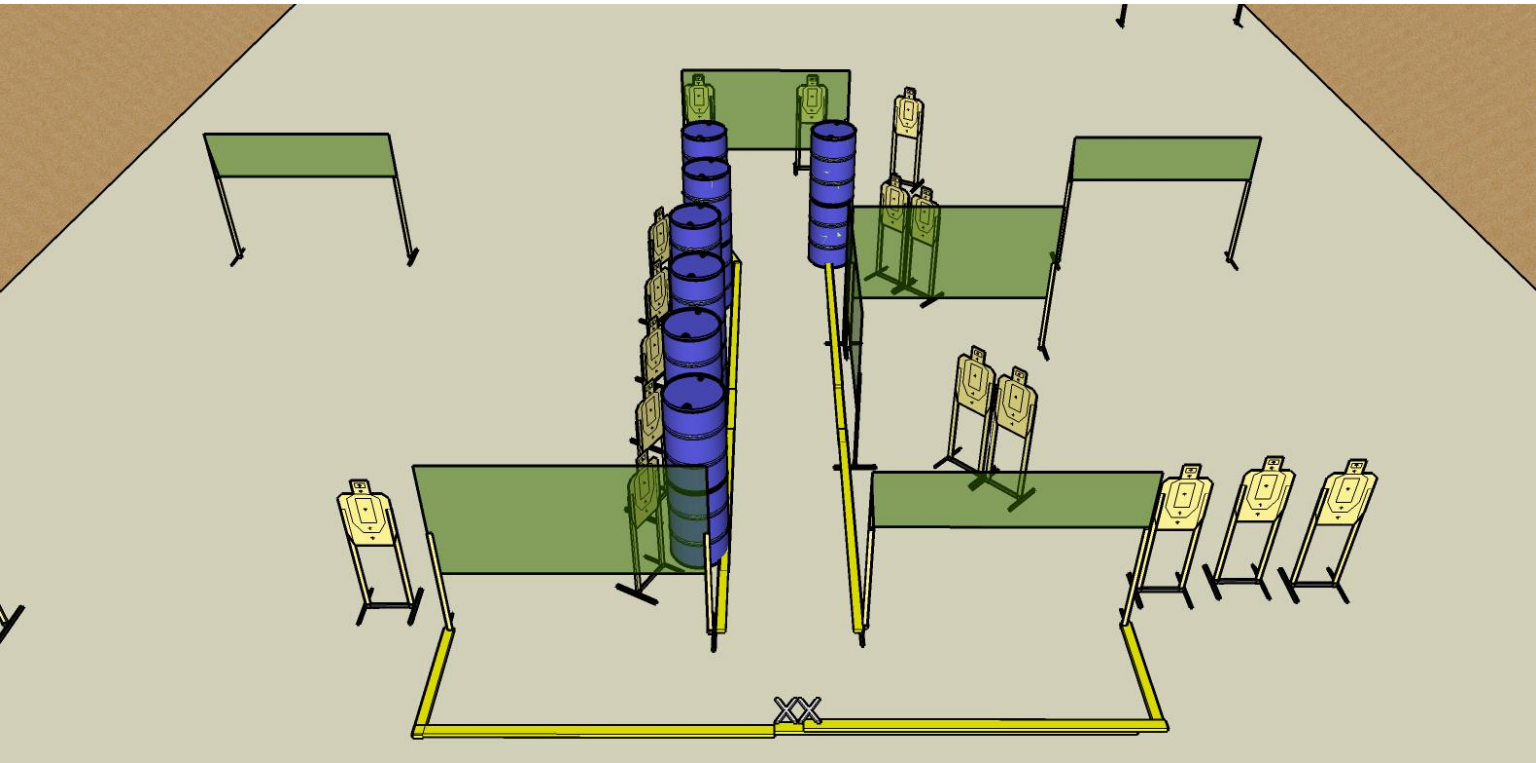
**TARGETS:** 16 metric

**SCORED HITS:** Best 2 per paper

**START-STOP:** Audible - Last shot

**RULES:** USPSA current edition

**STAGE PROCEDURE:** Upon start signal, engage all targets from within fault lines.



**SETUP NOTES:**

**RO NOTES:**



# Gotcha

## Stage 4

Course Designer: Alan Adamson



**START POSITION:** Standing shoulders and hips square with wall, palms flat on XX's.

**GUN READY CONDITION:** Gun loaded and holstered as per USPSA rules 8.1.1 and 8.1.2.

**SCORING:** Comstock, 30 rounds, 150 points

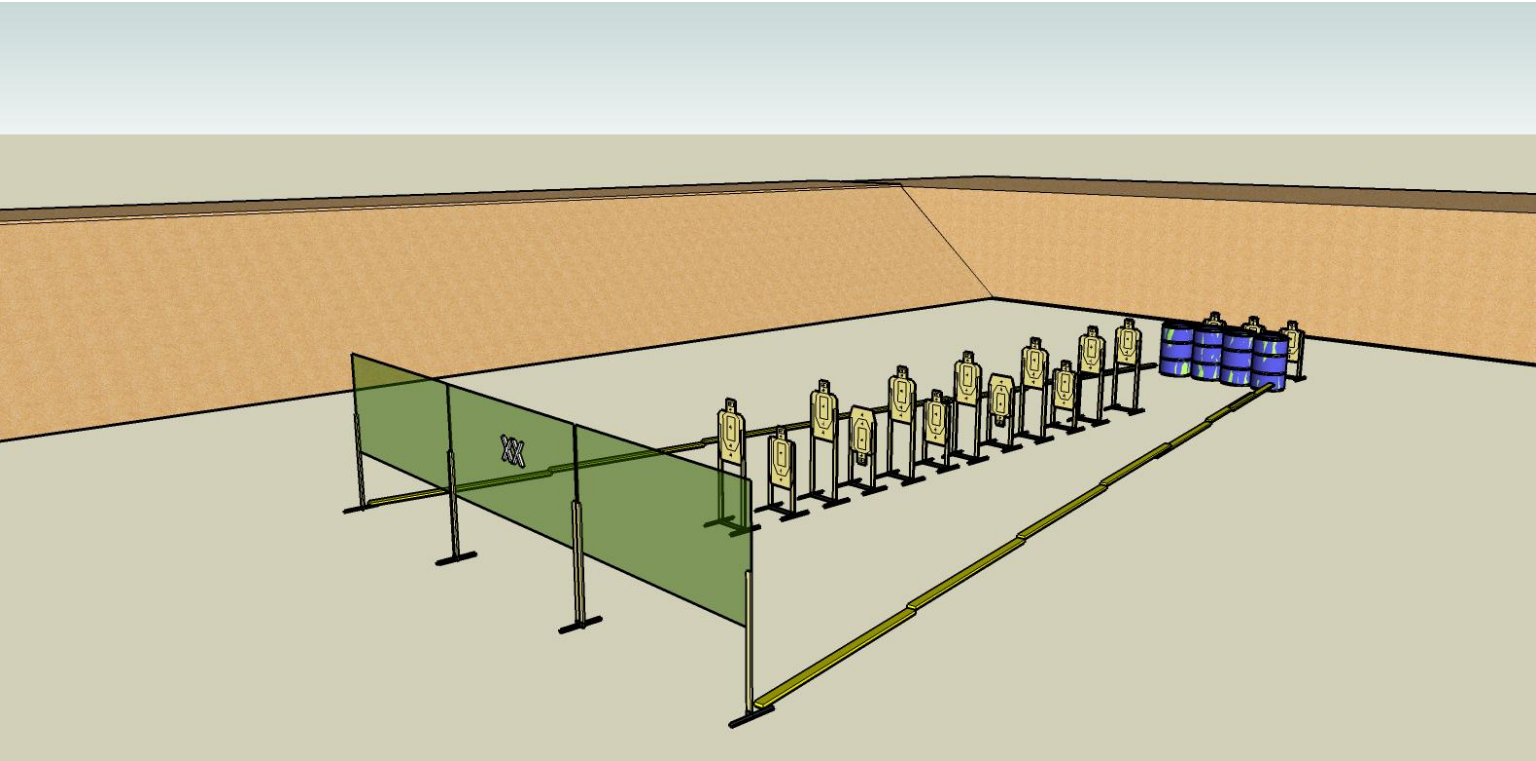
**TARGETS:** 15 metric

**SCORED HITS:** Best 2 per paper

**START-STOP:** Audible - Last shot

**STAGE PROCEDURE:** Upon start signal, engage all targets from within fault lines.

**RULES:** USPSA current edition



**SETUP NOTES:**

**RO NOTES:**



# That and This

## Stage 5

Course Designer: Team EAGC



**START POSITION:** Standing in shooting area, heels on XX's, arms relaxed at sides.

**GUN READY CONDITION:** Gun loaded and holstered as per USPSA rules 8.1.1 and 8.1.2.

**SCORING:** Comstock, 32 rounds, 160 points

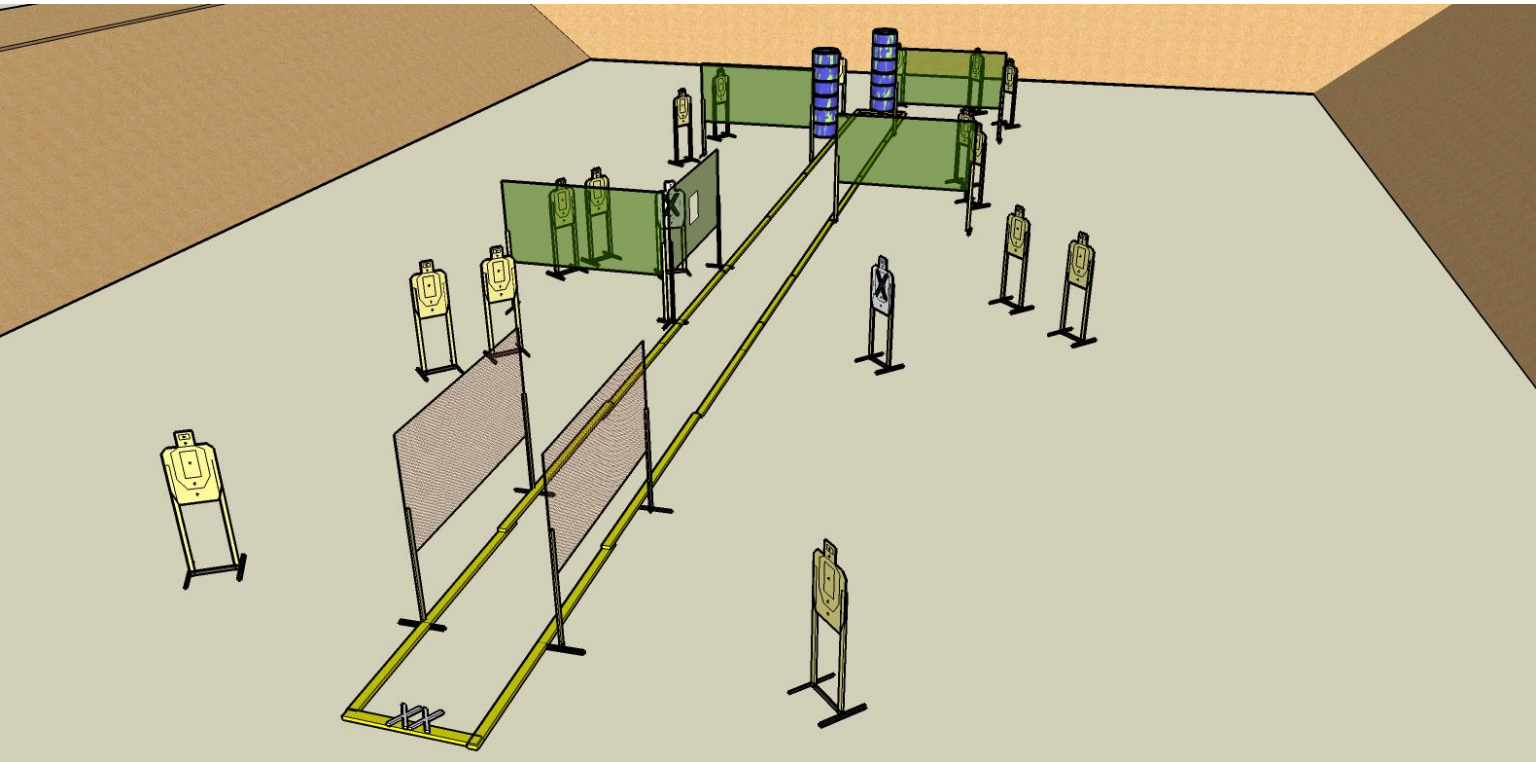
**TARGETS:** 16 metric

**SCORED HITS:** Best 2 per paper

**START-STOP:** Audible - Last shot

**RULES:** USPSA current edition

**STAGE PROCEDURE:** Upon start signal, engage all targets as they become visible from within fault lines.



**SETUP NOTES:**

**RO NOTES:** On this stage, snow fence is hard cover.