



The Eenie

Stage 1

Course Designer: BPSA Design Team



START POSITION: Standing in box, wrists above respective shoulders.

GUN READY CONDITION: Gun loaded and holstered as per USPSA rules 8.1.1 and 8.1.2.

STAGE PROCEDURE: Upon start signal, engage all targets. Opening door activates both drop turner and swinger.


SCORING: Comstock, 32 rounds, 160 points

TARGETS: 16 classic

SCORED HITS: Best 2 per paper

START-STOP: Audible - Last shot

RULES: USPSA current edition



SETUP NOTES: 4" black circle stickers placed randomly on targets.

RO NOTES: Drop turner is scored as a disappearing target, there is no penalty for misses on this target. PLEASE CIRCLE any miss on this target on scoresheet to avoid penalty.



The Meenie

Stage 2

Course Designer: BPSA Design Team



START POSITION: Hands XX's.

GUN READY CONDITION: Gun loaded and holstered as per USPSA rules 8.1.1 and 8.1.2.

SCORING: Comstock, 21 rounds, 105 points

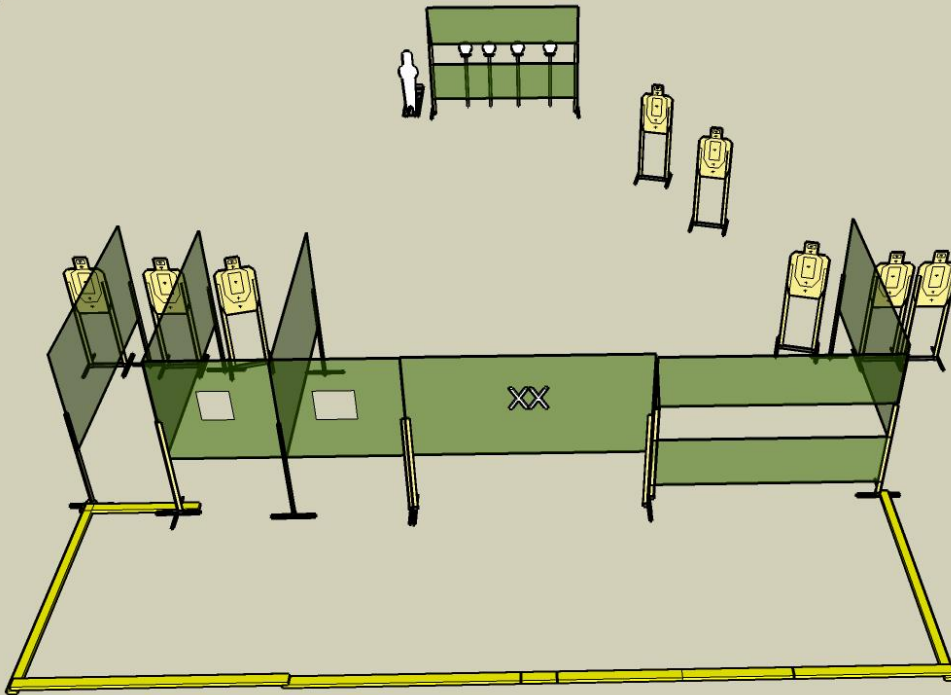
TARGETS: 8 metric, 5 steel

SCORED HITS: Best 2 per paper, steel must fall to score

START-STOP: Audible - Last shot

RULES: USPSA current edition

STAGE PROCEDURE: Upon start signal, engage all targets as they become visible from within fault line.



SETUP NOTES:

RO NOTES:



The Miney

Stage 3

Course Designer: BPSA Design Team



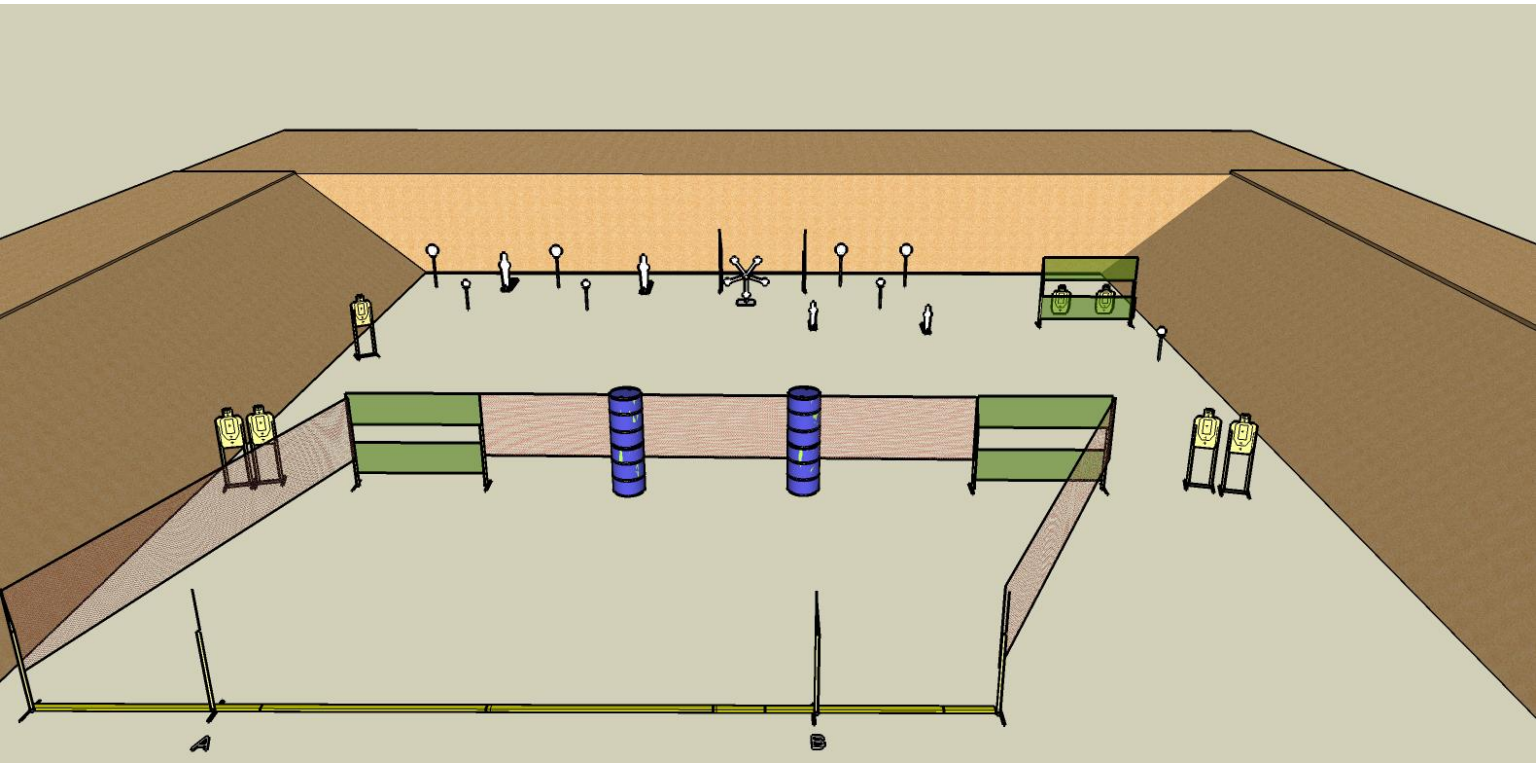
START POSITION: Both hands on either pole, A or B.

GUN READY CONDITION: Gun loaded and holstered as per USPSA rules 8.1.1 and 8.1.2.

SCORING: Comstock, 31 rounds, 155 points
TARGETS: 7 metric, 17 steel
SCORED HITS: Best 2 per paper, steel must fall to score
START-STOP: Audible - Last shot
RULES: USPSA current edition

STAGE PROCEDURE: Upon start signal, engage all targets as they become visible from within fault line.

Snow fence is soft cover



SETUP NOTES:

RO NOTES:



CM 06-05

Fluffy's Revenge 2

RULES: USPSA Rule Book, Current Edition

COURSE DESIGNER: Beth Wingfield

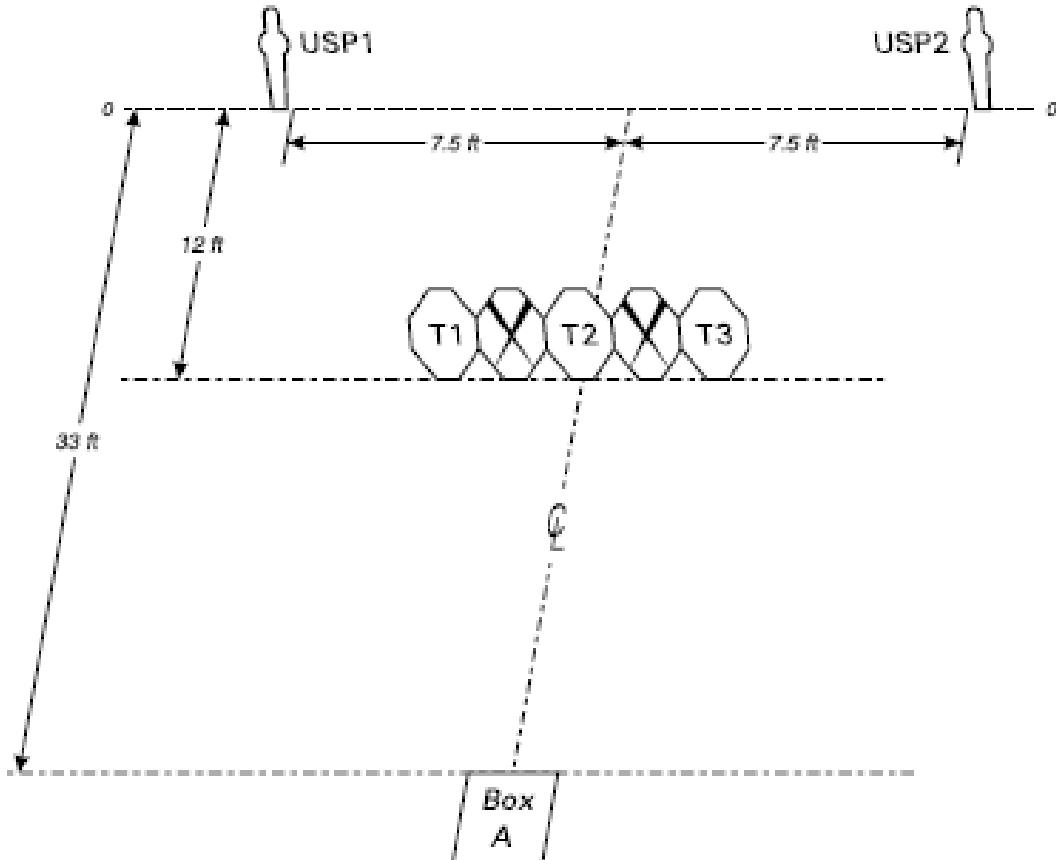
START POSITION: Standing in Box A, wrists above shoulders, facing uprange. Handgun is loaded and holstered as per ready condition in rule 8.1.1 and 8.1.2.

STAGE PROCEDURE

On signal, turn, then draw and engage targets from Box A only.

SCORING

SCORING: Comstock, 8 rounds, 40 points
TARGETS: 3 Classic, 2 US Poppers
SCORED HITS: Best 2/paper, KD = 1A
START - STOP: Audible - Last shot
PENALTIES: Per current edition of USPSA Rule Book.



SETUP NOTES: Set targets to 5 feet high at top and edge to edge. Center of T2 is center line of course. Box A is 3 feet by 3 feet.





The Moe

Stage 5

Course Designer: BPSA Design Team



START POSITION: Heels touching anywhere along back fault line.

GUN READY CONDITION: Gun loaded and holstered as per USPSA rules 8.1.1 and 8.1.2.

SCORING: Comstock, 31 rounds, 155 points

TARGETS: 12 metric, 7 steel

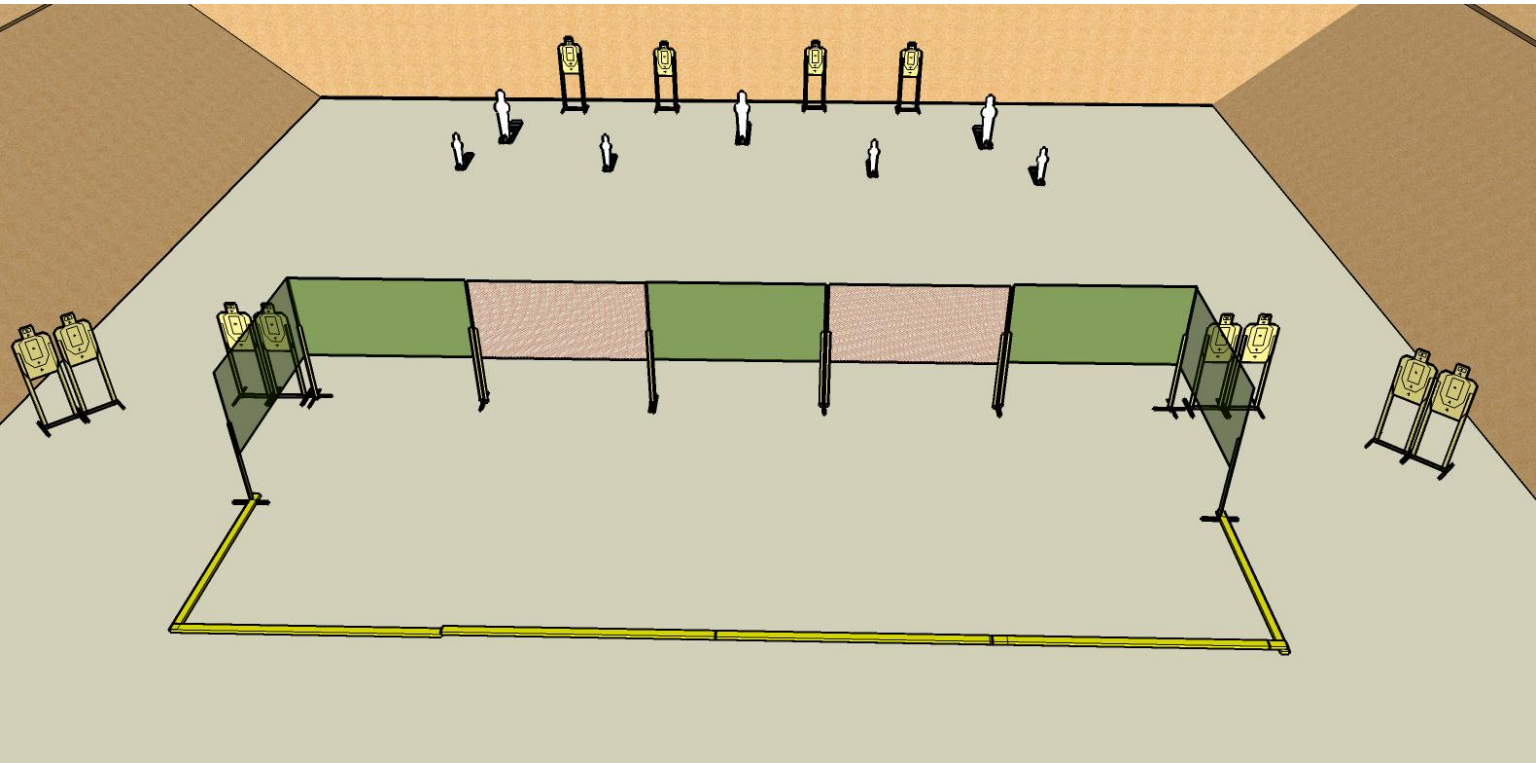
SCORED HITS: Best 2 per paper, steel must fall to score

START-STOP: Audible - Last shot

RULES: USPSA current edition

STAGE PROCEDURE: Upon start signal, engage all targets as they become visible from within fault lines.

Snow fence is soft cover



SETUP NOTES:

RO NOTES: