



RULES: Practical Shooting Handbook, Latest Edition COURSE DESIGNER: Joe De Simone

**START POSITION:** Standing in Box A, reaching overhead for a box, arms fully extended over head, elbows locked.  
Handgun is loaded and holstered as per ready condition in rule 8.1.1 and 8.1.2.

## STAGE PROCEDURE

- String 1. Upon start signal, from Box A engage T1-T3 with only two rounds per target, then make a mandatory reload and from Box A engage T1-T3 with only two rounds per target using strong hand only.
- String 2. Upon start signal, from Box A engage T1-T3 with only two rounds per target, then make a mandatory reload and from Box A engage T1-T3 with only two rounds per target using weak hand only.
- Jams may be cleared with both hands.

## SCORING

**SCORING:** Virginia Count, 24 rounds, 120 points

**TARGETS:** 3 IPSC

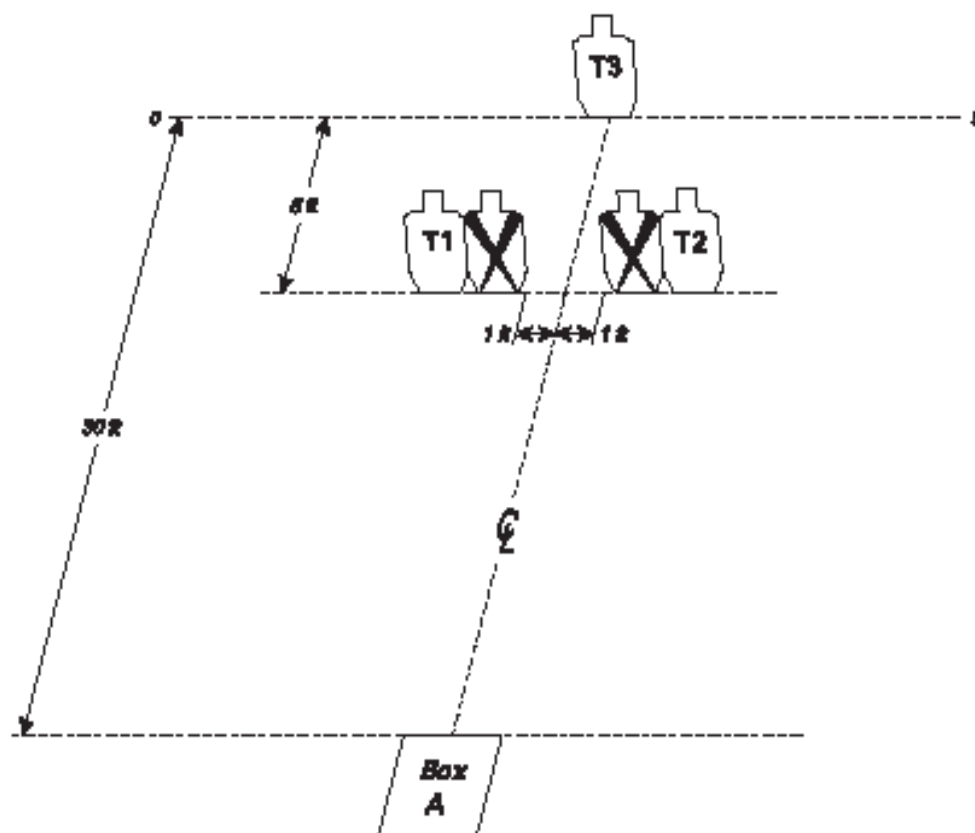
**SCORED HITS:** Best 8/paper

**START - STOP:** Audible - Last shot

**PENALTIES:** Per current edition USPSA Practical Shooting Handbook.

Failure to perform mandatory reload will result in one procedural penalty per shot fired.

Strings must be shot in order prescribed or one procedural will be assessed.



**SETUP NOTES:** Set paper targets to 5 feet high at shoulders. No-shoots are butted to edges of targets. Shooting box is 3 feet by 3 feet.





# See No Evil

## Stage 2

Course Designer: BPSA Design Team



**START POSITION:** Standing anywhere you choose, facing downrange, hands cupped over eyes.

**GUN READY CONDITION:** Gun loaded and holstered as per USPSA rules 8.1.1 and 8.1.2.

**STAGE PROCEDURE:** Upon start signal, engage all targets from within fault lines.

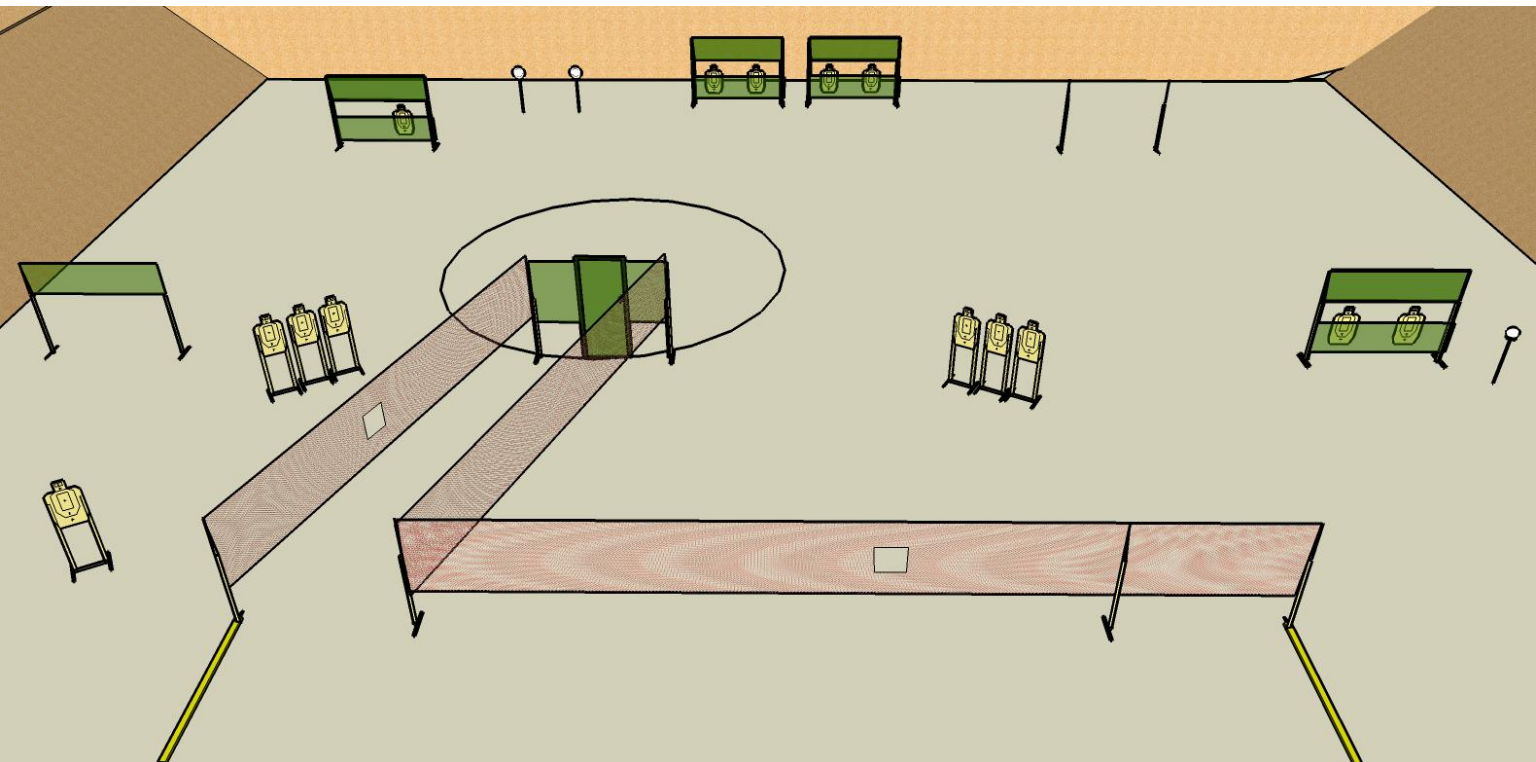
**SCORING:** Comstock, 31 rounds, 155 points

**TARGETS:** 14 metric, 3 steel

**SCORED HITS:** Best 2 per paper, steel must fall to score

**START-STOP:** Audible - Last shot

**RULES:** USPSA current edition



**SETUP NOTES:**

**RO NOTES:** On this stage, snow fence is hard cover.



# Hear No Evil

## Stage 3

Course Designer: BPSA Design Team

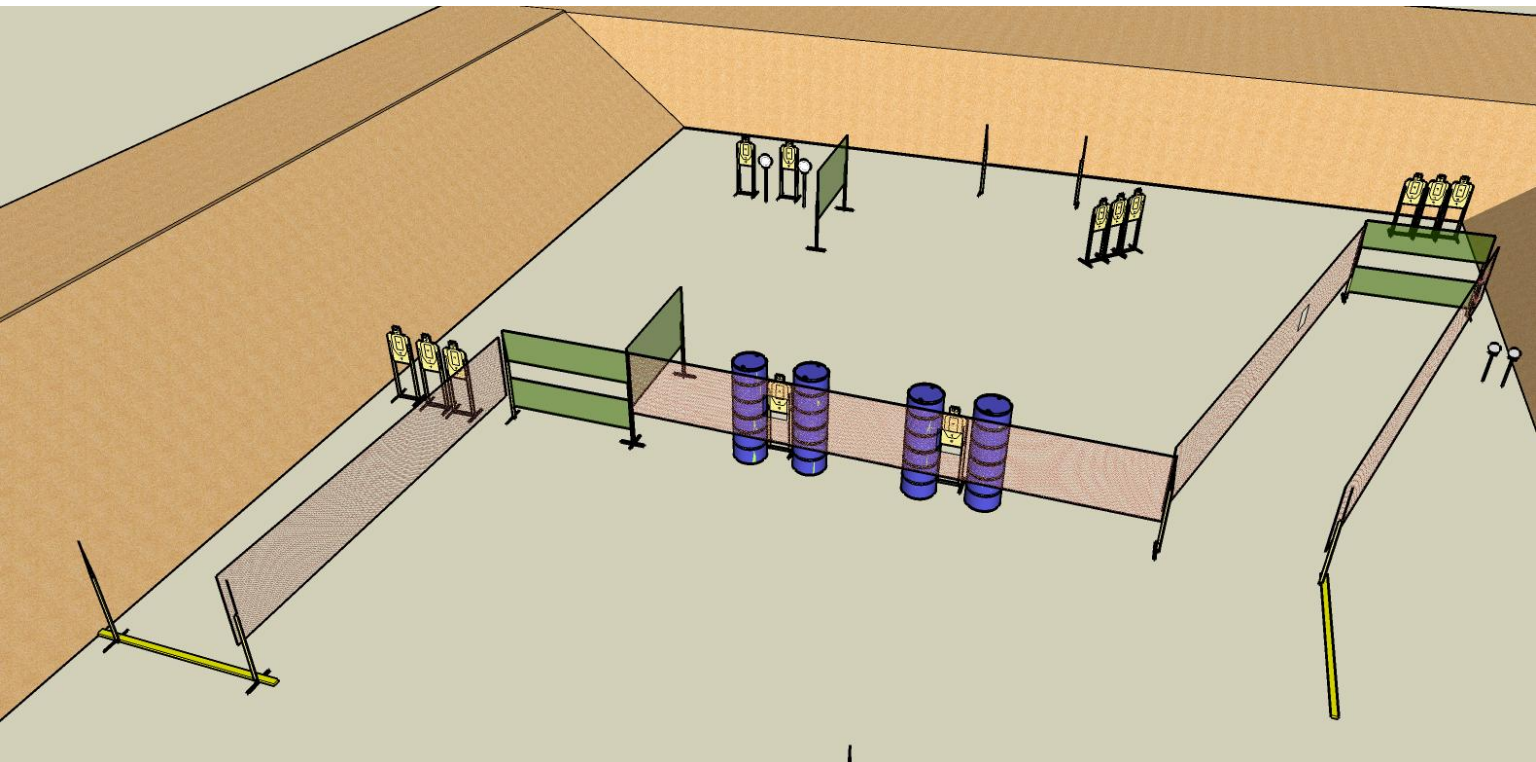


**START POSITION:** Standing anywhere you choose, facing downrange, hands cupped over ears.

**GUN READY CONDITION:** Gun loaded and holstered as per USPSA rules 8.1.1 and 8.1.2.

**SCORING:** Comstock, 30 rounds, 150 points  
**TARGETS:** 13 metric, 4 steel  
**SCORED HITS:** Best 2 per paper, steel must fall to score  
**START-STOP:** Audible - Last shot  
**RULES:** USPSA current edition

**STAGE PROCEDURE:** Upon start signal, engage all targets from within fault lines.



**SETUP NOTES:**

**RO NOTES:** On this stage, snow fence is hard cover.



# Speak No Evil

## Stage 4

Course Designer: BPSA Design Team



**START POSITION:** Standing anywhere you choose, facing downrange, hands cupped over mouth.

**GUN READY CONDITION:** Gun loaded and holstered as per USPSA rules 8.1.1 and 8.1.2.

**SCORING:** Comstock, 30 rounds, 150 points

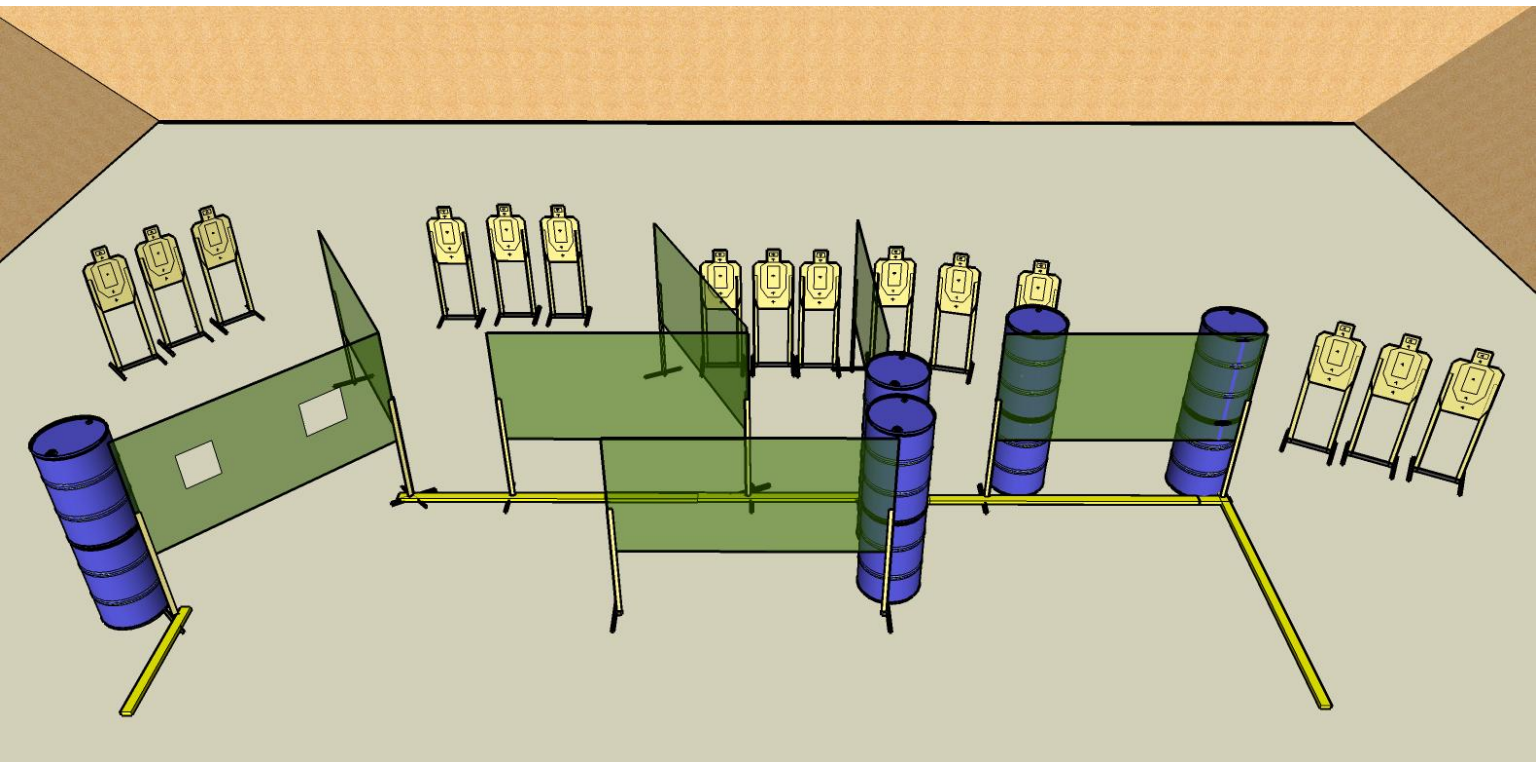
**TARGETS:** 15 metric

**SCORED HITS:** Best 2 per paper

**START-STOP:** Audible - Last shot

**RULES:** USPSA current edition

**STAGE PROCEDURE:** Upon start signal, engage all targets from within fault lines.



**SETUP NOTES:**

**RO NOTES:**





# Do No Evil

## Stage 5

Course Designer: BPSA Design Team

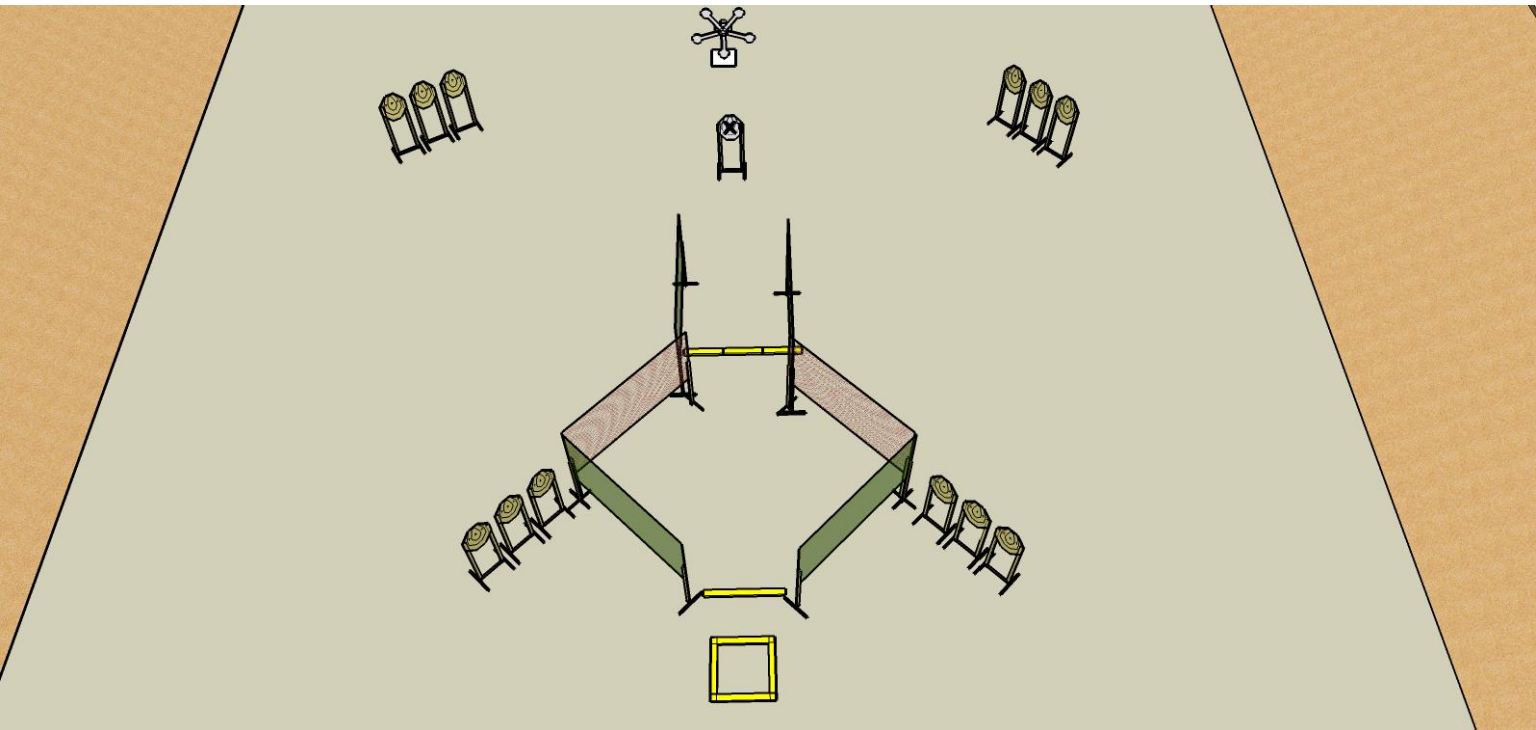


**START POSITION:** Standing in box, fingers interlaced behind head.

**GUN READY CONDITION:** Gun loaded and holstered as per USPSA rules 8.1.1 and 8.1.2.

**SCORING:** Comstock, 29 rounds, 145 points  
**TARGETS:** 12 classic, 5 steel  
**SCORED HITS:** Best 2 per paper, steel must fall to score  
**START-STOP:** Audible - Last shot  
**RULES:** USPSA current edition

**STAGE PROCEDURE:** Upon start signal, engage all targets as they become visible from within fault lines.



**SETUP NOTES:**

**RO NOTES:** On this stage, snow fence is soft cover.